

Wastewater drug testing in New Zealand: Quarter 4 findings

National overview

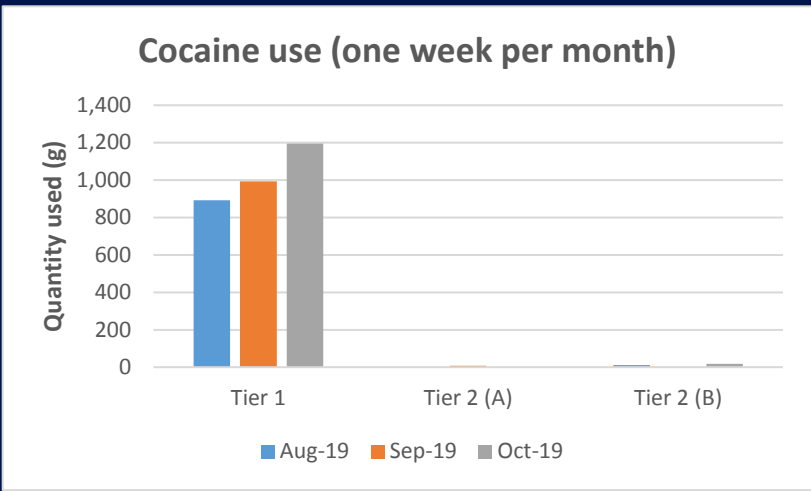
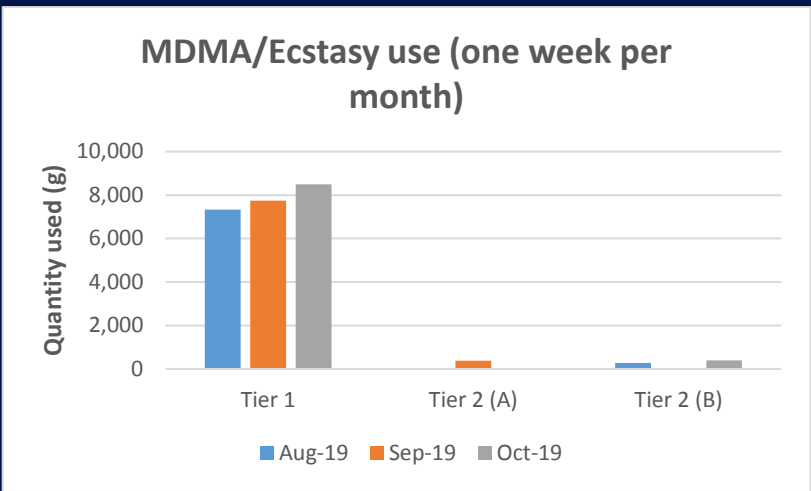
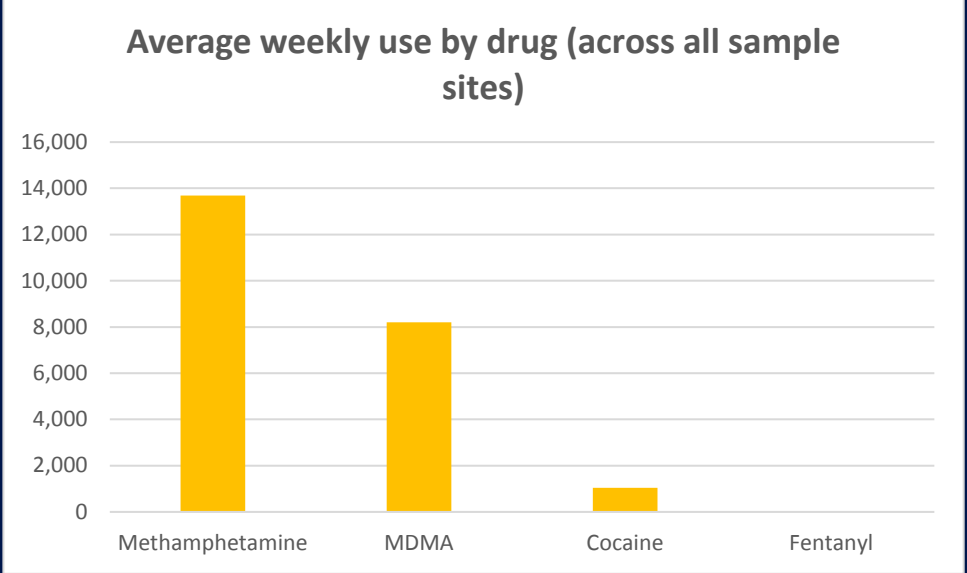
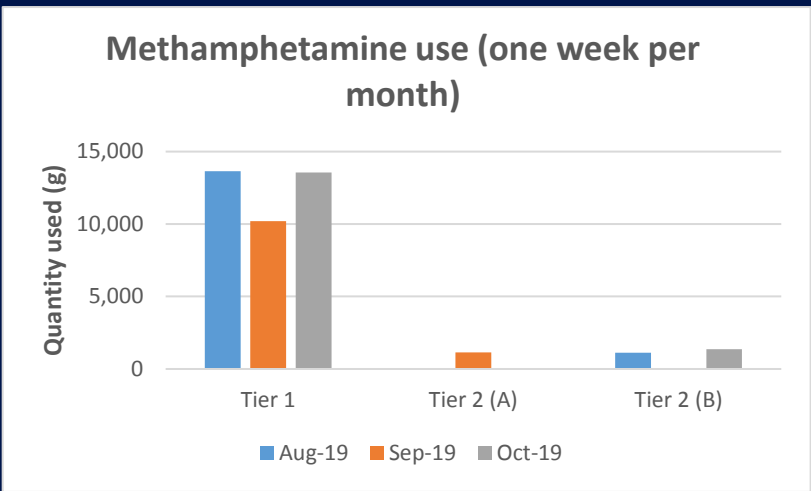


Background: Testing occurs during one week per month, however the frequency of testing varies between regions. Nationwide testing started in November 2018.

Notes:

- (1) Testing began in Huntly in September 2019, and Thames in October 2019.
- (2) Quarter Four testing covers the period between August and October 2019.

	Test frequency	Regions
Tier 1	Monthly	Tamaki Makaurau, Nelson, Christchurch, Wellington, Tauranga, Gisborne, Dunedin, New Plymouth, Waikato, Queenstown, Palmerston North, Whangarei, Kawerau, Opotiki, Tokoroa, Wairoa
Tier 2 (Group A)	Bimonthly	Ashburton, Greymouth, Invercargill, Kerikeri, Paraparaumu, Rotorua, Taupo, Whanganui, Huntly
Tier 2 (Group B)	Bimonthly	Hastings, Napier, Blenheim, Timaru, Rangiora, Levin, Whakatane, Masterton, Westport, Thames



How does average weekly consumption differ between quarters?

	Q1	Q2	Q3	Q4
Methamphetamine	16.6 kg	14.8 kg	15.6kg	13.7kg
MDMA/Ecstasy	4.3 kg	5.7 kg	7.9kg	8.2kg
Cocaine	696 g	850 g	907 g	1kg
Fentanyl	3 g	5 g	1 g	2g

