

Wastewater drug testing in New Zealand: Quarter 3 findings

National overview



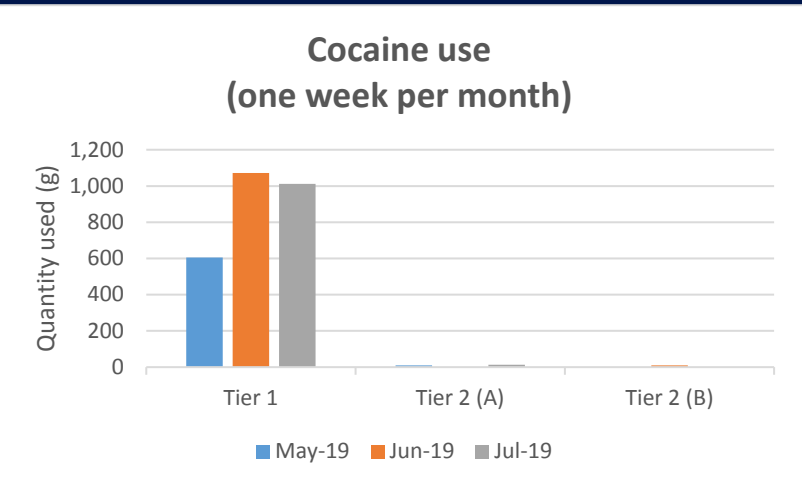
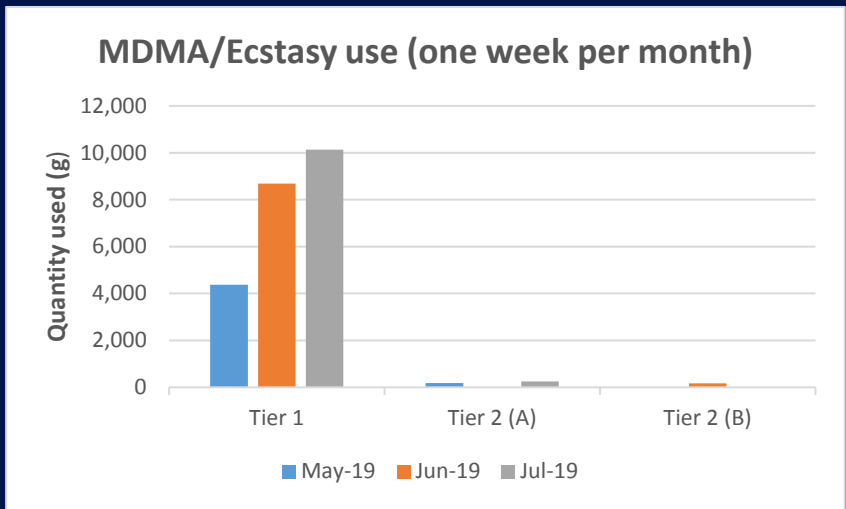
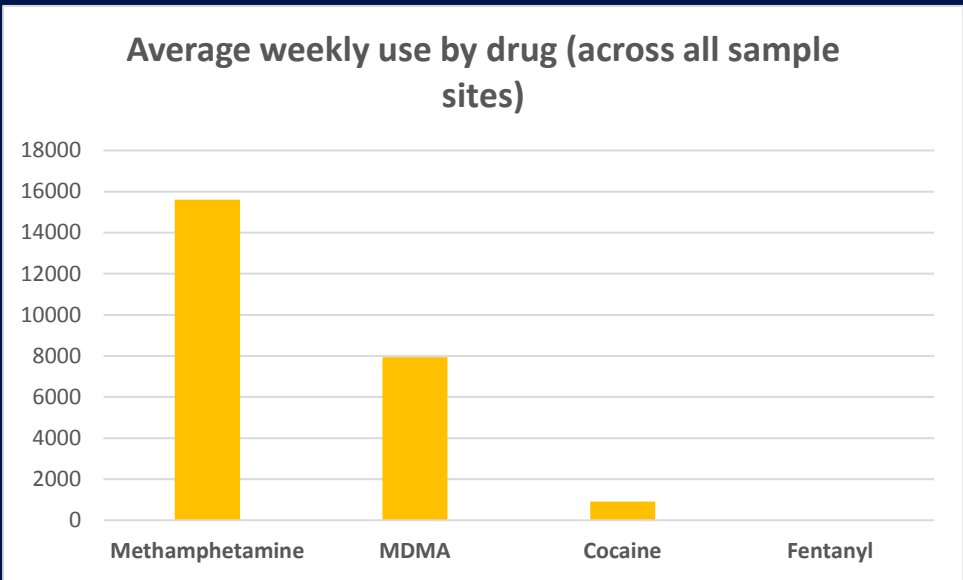
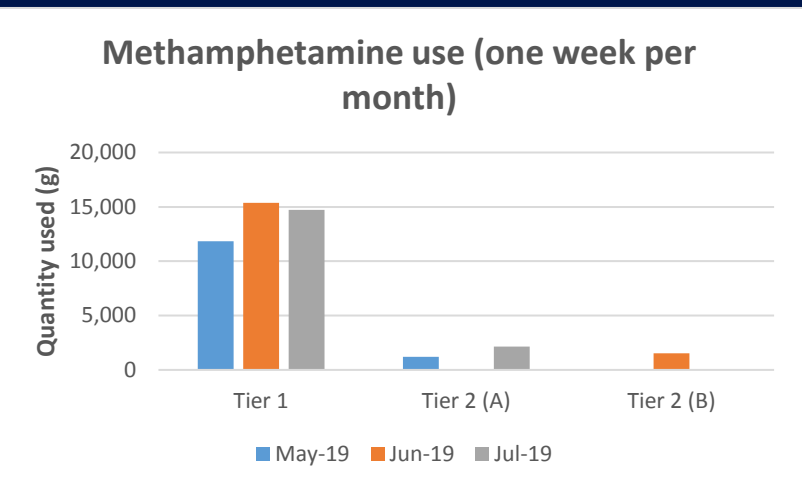
Background: Testing occurs during one week per month, however the frequency of testing varies between regions. Nationwide testing started in November 2018.

Notes: (1) Baseline usage across drug types and sample regions is unclear at present, but will become evident in due course as testing continues. Therefore, cautious interpretation is advised.

(2) Heroin remains undetected at any sample location.

(3) Testing began in Tokoroa, Kawerau, Opotiki in May 2019, Gisborne in June 2019, and in Wairoa in July 2019

	Test frequency	Regions
Tier 1	Monthly	Tamaki Makaurau, Nelson, Christchurch, Wellington, Tauranga, Gisborne, Dunedin, New Plymouth, Waikato, Queenstown, Palmerston North, Whangarei, Kawerau, Opotiki, Tokoroa, Wairoa
Tier 2 (Group A)	Bimonthly	Ashburton, Greymouth, Invercargill, Kerikeri, Paraparaumu, Rotorua, Taupo, Whanganui
Tier 2 (Group B)	Bimonthly	Hastings, Napier, Blenheim, Timaru, Rangiora, Levin, Whakatane, Masterton, Westport



How does average weekly consumption differ between quarters?

	Q1	Q2	Q3
Methamphetamine	16.6 kg	14.8 kg	15.6kg
MDMA/Ecstasy	4.3 kg	5.7 kg	7.9kg
Cocaine	696 g	850 g	907 g
Fentanyl	3 g	5 g	1 g

