

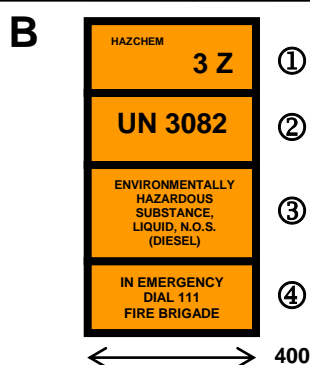
A CLASS PLACARD

A notes

- must be readily identifiable from a distance of **AT LEAST 25 METRES** in daylight.

C notes

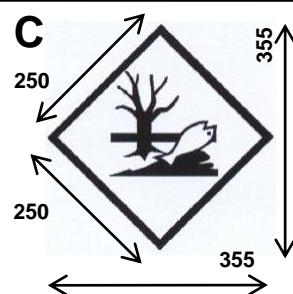
- must be readily identifiable from a distance of **AT LEAST 25 METRES** in daylight.



B EMERGENCY INFORMATION PANEL

B notes

- must be readily identifiable from a distance of **AT LEAST 25 METRES** in daylight.
- ① must include Hazchem action code.
- ② must include UN Number.
- ③ may include proper shipping name, or another name that clearly identifies the nature of hazard.
- ④ must include 24-hour emergency telephone number.
- may incorporate Class Placards (A) within its border.
- may incorporate Special Marks (C) within its border.



C SPECIAL MARK

③ notes

- If not included in the Emergency Information Panel, then the proper shipping name (or other name that clearly identifies the nature of hazard) **MUST** be independently displayed on both sides and on the rear.
- must be legible from a distance of **AT LEAST 10 METRES**.

EMERGENCY INFORMATION PANELS

Whilst the Dangerous Goods Rule states that Emergency Information Panels must be rectangular placards and must contain certain information, there is no prescribed format for the content. Thus the requisite information may be 'shuffled' or 'mix-and-matched' into a format that best suits a particular mounting requirement or situation.

The possible variations are numerous and the following examples are intended as indications only.

The listed dimension of 565mm is both the horizontal and the vertical dimension for a diamond placard with sides of 400mm x 400mm, whilst the listed dimension of 355mm is both the horizontal and the vertical dimension for a diamond placard or a special mark with sides of 250mm x 250mm.

Note also that there is no specific colour requirement for the Emergency Information Panel. The only requirement is that placards (which includes Emergency Information Panels) must be positioned on a 'contrasting background'.

'AS LARGE AS PRACTICABLE' TEST

refer also NZS5433: Part 1 2007 - 9 Placarding

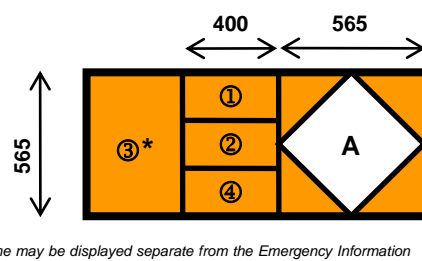
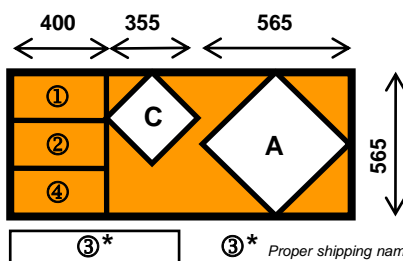
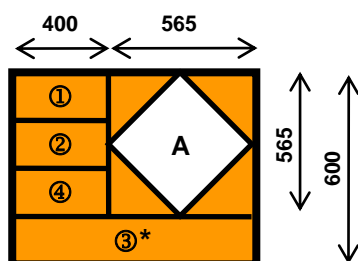
NZS5433: Part 1 2007 - Appendix C Dangerous goods labels and placards

If the design of the vehicle or load does not allow for placards or special marks of minimum specified dimensions to be displayed, then placards or special marks that are **'AS LARGE AS PRACTICABLE'** are to be displayed. **'AS LARGE AS PRACTICABLE'** does not simply mean 'as big as possible to fit the space available'. There are a number of factors to be considered when determining what is **'AS LARGE AS PRACTICABLE'**:-

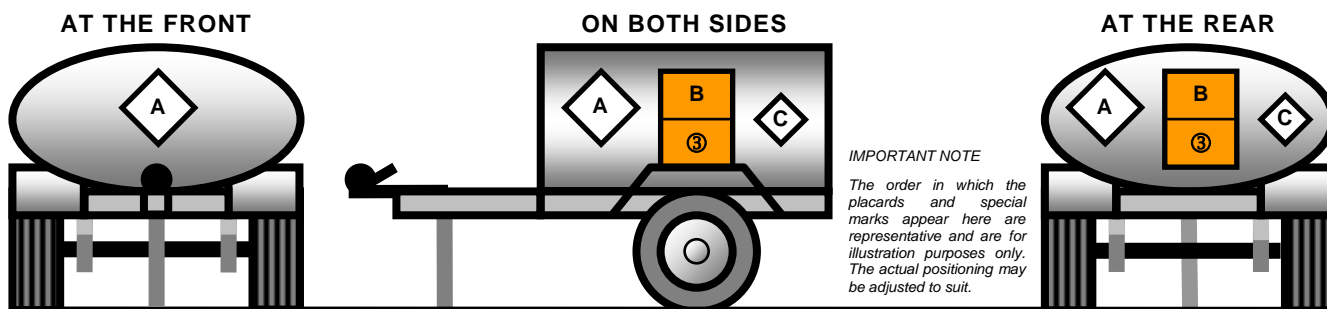
- the actual area that is available for signage / placarding
- what other information is required (or desirable) to be displayed
- what sizes of placards are readily available (commercially prolific 'off-the-shelf' products)
- what additional cost would be involved in developing a customised solution

What exactly constitutes **'AS LARGE AS PRACTICABLE'** will always be a subjective test. The following observations may assist in determining whether or not there has been reasonable compliance with the requirements:-

- have the 25m readily identifiable / 10m legibility criteria been met?
- has the operator made an honest attempt at meeting the requirements?
- would a readily-available commercial product have met the requirement?
- has the operator placed 'self-promotion' interests ahead of the compliance requirements (space available unduly or excessively occupied by advertising signage)?



③* Proper shipping name or other name may be displayed separate from the Emergency Information Panel.



Placarding requirements vary considerably depending on the nature, quantity, and use of the dangerous goods being transported. This quick-guide reference relates solely to the placarding of tankwagons used to transport Class 9 UN3082 Environmentally Hazardous Substance, Liquid, N.O.S. (DIESEL). The front, sides, and rear of tankwagons must be placarded as shown in this guide regardless of whether they are transported for domestic or recreational purposes, as tools-of-trade, or in a licensed transport operation.

A



LAND TRANSPORT RULE: DANGEROUS GOODS 2005

A - CLASS PLACARDS

Rule		
identifies the primary risk	7.2(5)(a)	Yes No
and all subsidiary risks (if any)	7.2(5)(a)	Yes No
displayed on the front, both sides, and at the rear of the tankwagon	7.3(1)(c)	Yes No
either 400mm x 400mm (minimum)	7.2(6)(b)	Yes No
or AS LARGE AS PRACTICABLE (see note)	7.1(3)(a)(ii)	Yes No

B - EMERGENCY INFORMATION PANELS (EIP)

Rule		
rectangular	Definition	Yes No
② states the UN number	Definition (a)	Yes No
① states the Hazchem action code	Definition (b)	Yes No
④ states a 24-hour emergency telephone number	Definition (c)	Yes No
may incorporate Class Placards (A), Special Marks (C), and any other relevant emergency information (3) and (4)	-	Yes No

displayed on both sides and at the rear of the tankwagon	7.3(1)(c)(ii)	Yes No
either 400mm along shortest edge (minimum)	7.2(6)(b)	Yes No
or AS LARGE AS PRACTICABLE (see note)	7.1(3)(a)(ii)	Yes No

③ - PROPER SHIPPING NAME / OTHER NAME

Rule		
clearly identifies the nature of the hazard	7.2(5)(c)	Yes No
words that are legible from a distance of 10 metres		Yes No
either included in the EIP (B)	7.2(5)(c)	Yes No
or appears elsewhere		Yes No
displayed on both sides and at the rear of the tankwagon	7.3(1)(c)(ii)	Yes No

C - SPECIAL MARKS

Rule		
displayed	7.2(5)(e)	Yes No
on both sides and at the rear of the tankwagon	7.3(1)(c)(ii)	Yes No
250mm x 250mm (minimum)	7.2(6)(c)	Yes No
or AS LARGE AS PRACTICABLE (see note)	7.1(3)(a)(ii)	Yes No

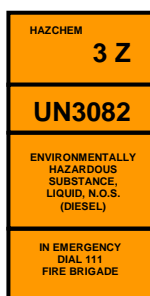
ALL PLACARDS AND SPECIAL MARKS

Rule		
clean, clear, visible, and on contrasting background so that the nature of load is readily identifiable from 25m in daylight	7.1(3)(b)	Yes No
on substantially vertical surfaces (or for light vehicle, as near to vertical as the design of vehicle permits without creating a dangerous external projection).	7.1(3)(d)	Yes No
securely attached	7.1(3)(e)	Yes No

'AS LARGE AS PRACTICABLE' TEST

nature of load readily identifiable from 25m in daylight	Yes No
required words (proper shipping name, etc) legible from 10m	Yes No
tankwagon too small for readily available commercial placards to fit	Yes No
operator appears to have made an honest attempt at meeting the requirements	Yes No
space for placards has been given sufficient priority compared to the space for the operator's promotional material (advertising, etc)	Yes No

B



①

②

③

④

C



Prec	Offence	Penalty	Individual	Body Corporate
K560	Operator failed to placard dangerous goods load (driver or operator)	infringement fee - maximum -	1,500 7,500	7,500 37,500
K561	Failed to display dangerous goods placards in the correct place (driver or operator)	infringement fee - maximum -	750 3,500	2,500 15,000
K562	Operator failed to correctly placard dangerous goods (driver or operator)	infringement fee - maximum -	1,000 5,000	5,000 25,000
K533	Failed to comply with Dangerous Goods Rule (not for hire or reward) - placarding requirements regarding dimensions and legibility (person or organisation transporting DGs as tools-of-trade, for agricultural use, or for a commercial purpose)	infringement fee - maximum -	250 2,500	750 10,000
K534	Failed to comply with Dangerous Goods Rule (domestic or recreational) - placarding requirements regarding dimensions and legibility (person or organisation transporting DGs for domestic or recreational use)	infringement fee - maximum -	150 2,500	500 10,000