

QUARTERLY STATISTICS*

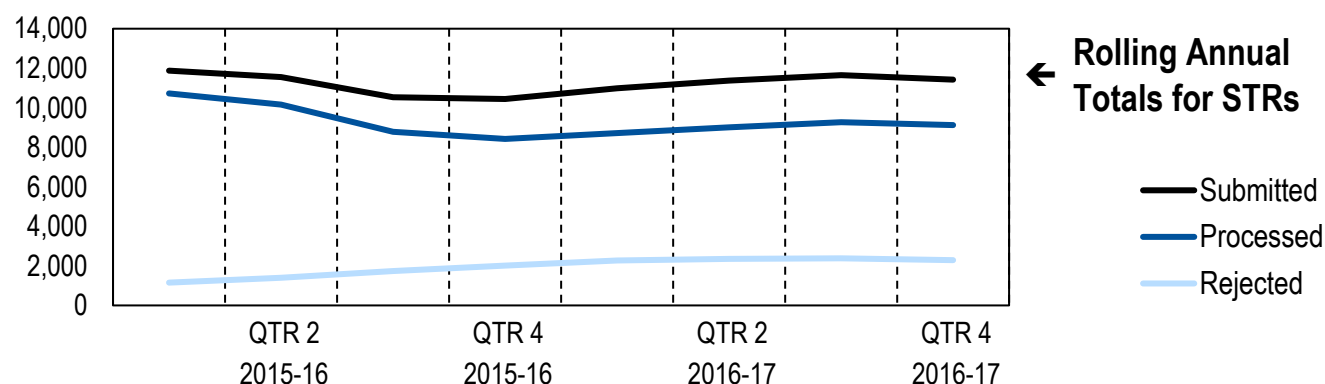
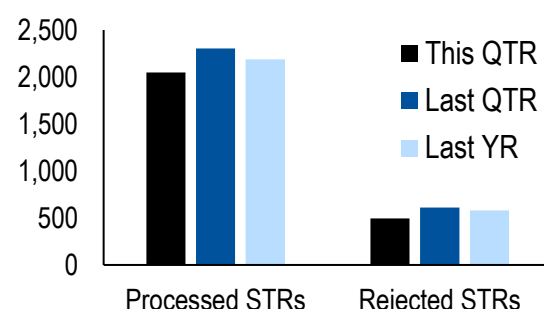
NEW ZEALAND POLICE FINANCIAL INTELLIGENCE UNIT

QTR 4 | 2016-17

TRANSACTION REPORTING to the FIU

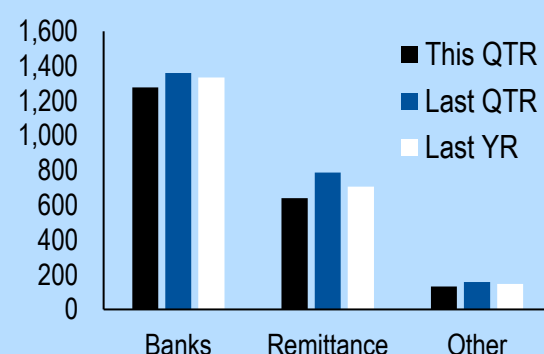
Submitted Suspicious Transaction Reports (STRs)

	<i>This QTR</i>	<i>Last QTR</i>	<i>Last YR</i>
	QTR 4	QTR 3	QTR 4
	2016-17	2016-17	2015-16
Processed STRs	2,049	2,304	2,187
Rejected STRs	495	611	580
Submitted STRs	2,544	2,915	2,767



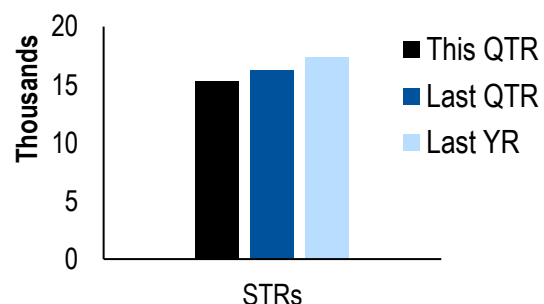
Processed STRs by Sector

	<i>This QTR</i>	<i>Last QTR</i>	<i>Last YR</i>
	QTR 4	QTR 3	QTR 4
	2016-17	2016-17	2015-16
Banks	1,277	1,360	1,334
Remittance	640	787	707
Other	132	157	146



Transaction Volumes within STRs

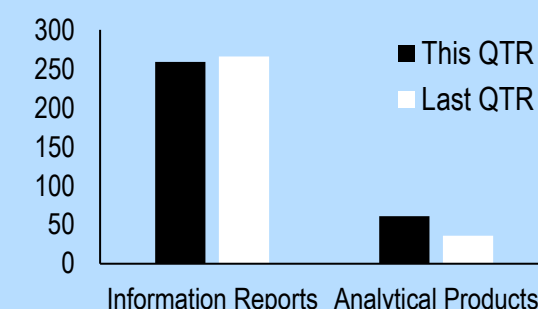
	<i>This QTR</i>	<i>Last QTR</i>	<i>Last YR</i>
	QTR 4	QTR 3	QTR 4
	2016-17	2016-17	2015-16
STRs	15,314	16,241	17,367



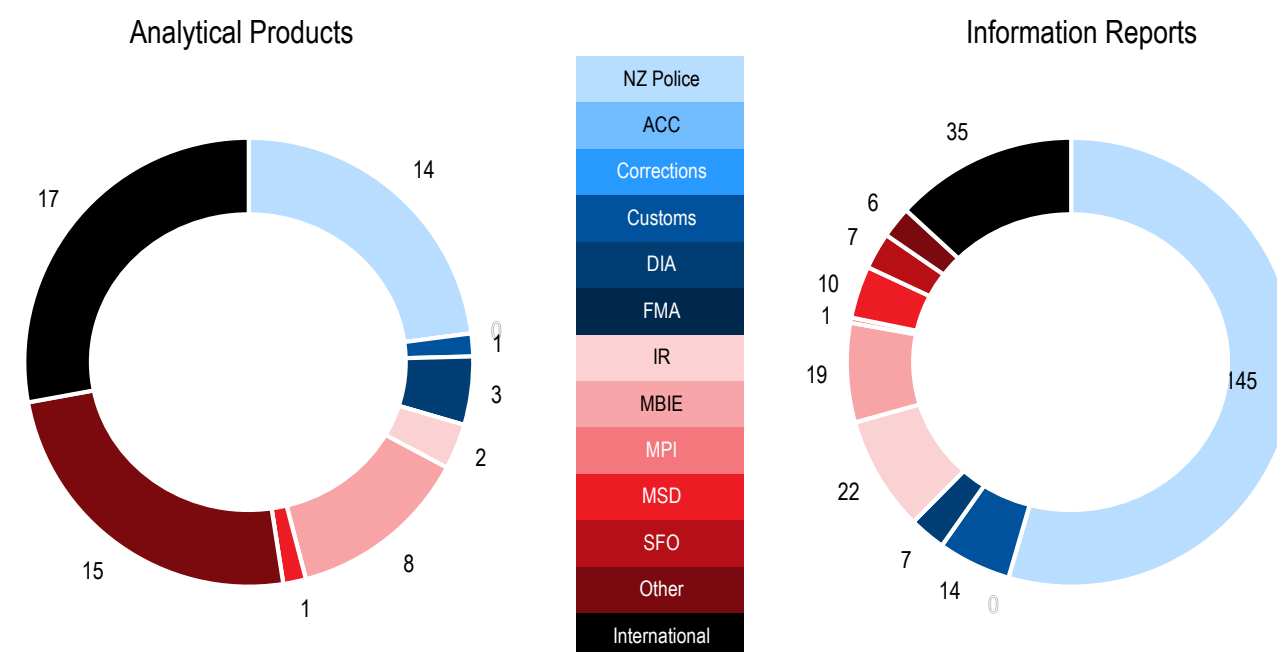
FINANCIAL INTELLIGENCE PRODUCTS

Disseminations of Products by Type

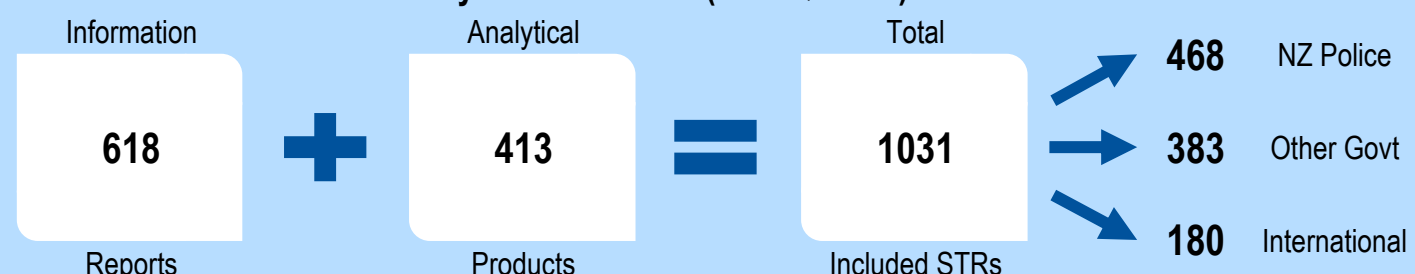
	<i>This QTR</i>	<i>Last QTR</i>
	QTR 4	QTR 3
	2016-17	2016-17
Information Reports	259	266
Analytical Products	61	36
Total Products	320	302



Disseminations of Products by Recipient (This QTR)



Disseminations of Products by Included STRs (This Quarter)



*Statistical data for transaction reporting and intelligence products may be updated as new information is processed, and so there may be minor discrepancies between the statistical figures contained in this report and subsequent reports.