

# QUARTERLY STATISTICS\*

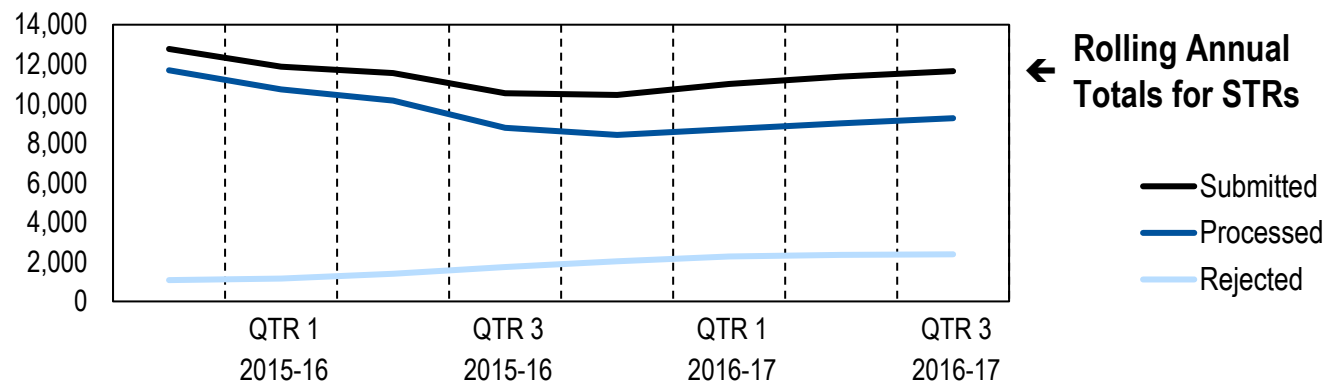
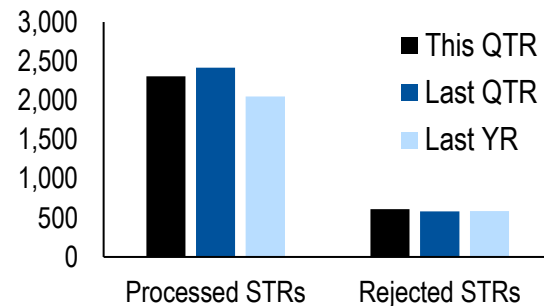
# NEW ZEALAND POLICE FINANCIAL INTELLIGENCE UNIT

QTR 3 | 2016-17

## TRANSACTION REPORTING to the FIU

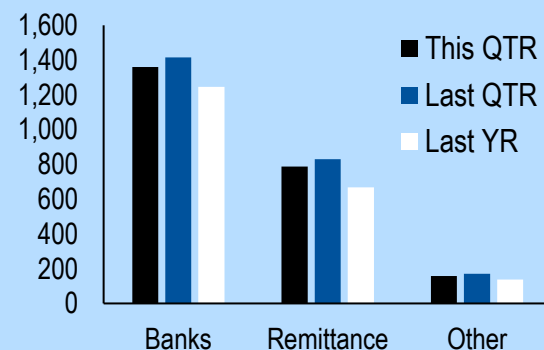
### Submitted Suspicious Transaction Reports (STRs)

	This QTR	Last QTR	Last YR
	QTR 3	QTR 2	QTR 3
	2016-17	2016-17	2015-16
Processed STRs	2,305	2,416	2,051
Rejected STRs	611	580	586
Submitted STRs	2,916	2,996	2,637



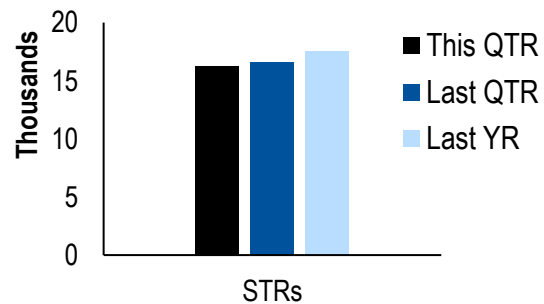
### Processed STRs by Sector

	This QTR	Last QTR	Last YR
	QTR 3	QTR 2	QTR 3
	2016-17	2016-17	2015-16
Banks	1,360	1,416	1,246
Remittance	787	829	668
Other	158	171	137



### Transaction Volumes within STRs

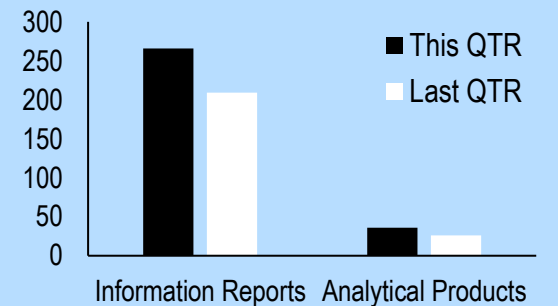
	This QTR	Last QTR	Last YR
	QTR 3	QTR 2	QTR 3
	2016-17	2016-17	2015-16
STRs	16,242	16,602	17,502



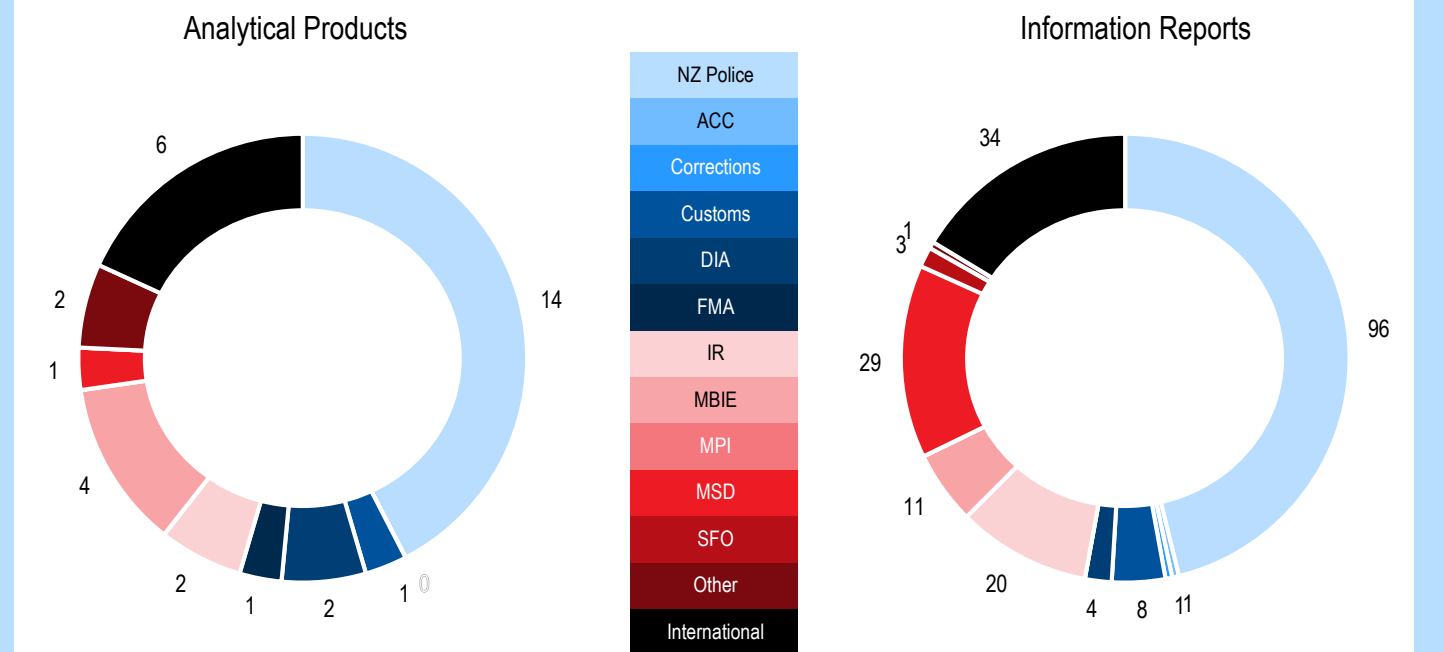
## FINANCIAL INTELLIGENCE PRODUCTS

### Disseminations of Products by Type

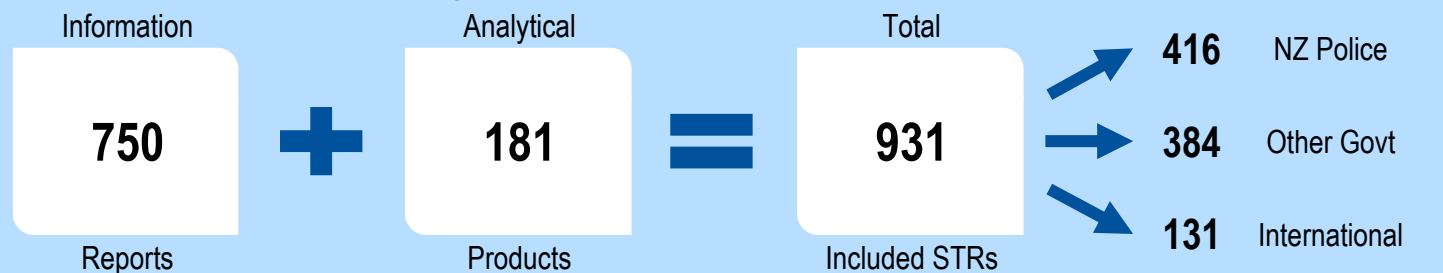
	This QTR	Last QTR
	QTR 3	QTR 2
	2016-17	2016-17
Information Reports	266	209
Analytical Products	36	26
Total Products	302	235



### Disseminations of Products by Recipient (This QTR)



### Disseminations of Products by Included STRs (This Quarter)



\*Statistical data for transaction reporting and intelligence products may be updated as new information is processed, and so there may be minor discrepancies between the statistical figures contained in this report and subsequent reports.