




Operation: Haki (Flag)

Take a look at these flags, can you match each flag to the right country?

What would your bubble flag look like? Try drawing your own bubble flag in your Rāhui scrapbook!




FUN FACT!!

The top flag was New Zealand's first official flag in 1834. I was called the flag of United Tribes.

The flag we use today has the southern cross stars which are strongly visible from our location in the south pacific ocean. This flag became our official flag in 1902.



JAPAN




GREAT BRITAIN



SOUTH AFRICA



TONGA







SAMOA



FIJI

Operation: Raranga (Weave)

Last week you tried your hand at making a kōwhaiwhai pattern, this week we will try and do some weaving! All you will need for this operation is some coloured pieces of paper, and a pair of scissors. If you don't have any coloured paper try using your kōwhaiwhai pattern skills on normal paper, or colour some strips of paper with felts or crayons.



Cut strips of paper to weave into your cuts that you made in your step 1. You can use as many colours as you like to make a colourful weave! You can cut your strips as thick or thin as you like. TIP: if you cut them thinner you can fit in more colours for an amazing looking weave!

