

# Auckland City District: Hate Crime Insights Dashboard

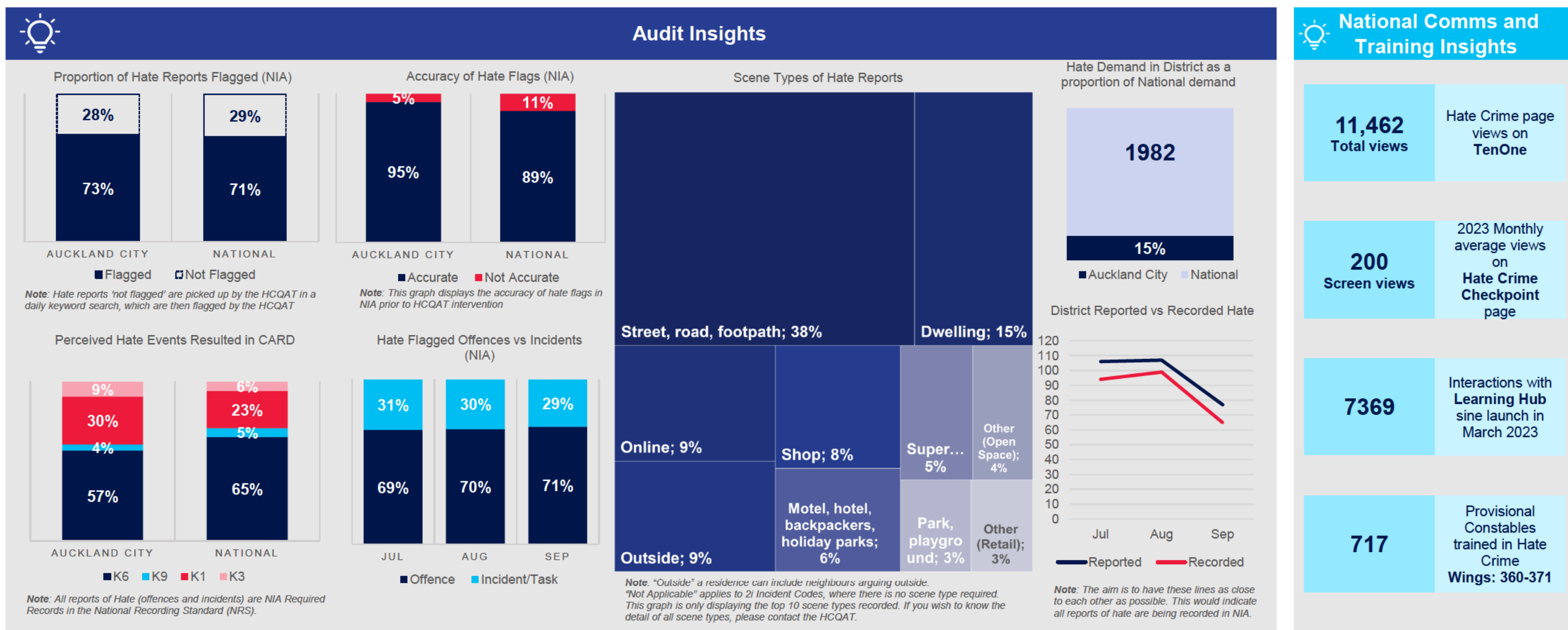
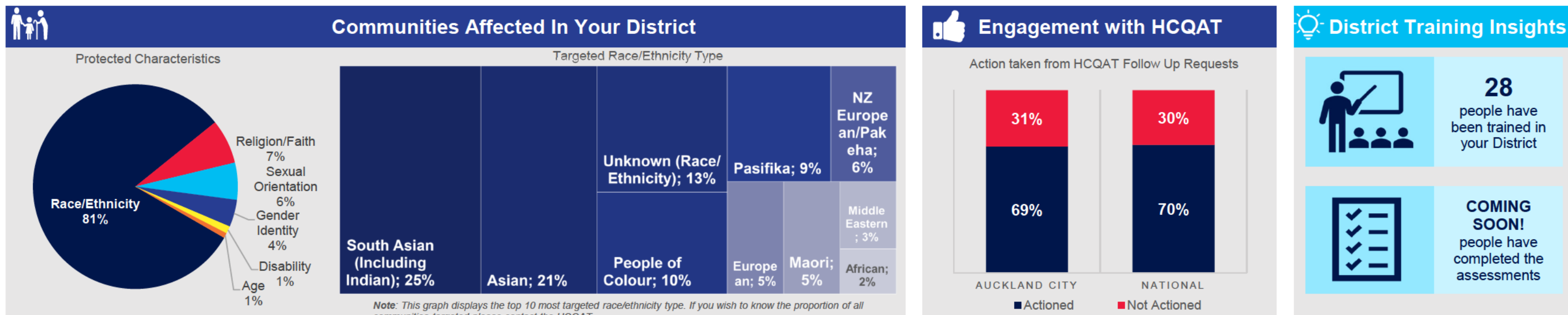
Jul to Sep 2023



NEW ZEALAND  
**POLICE**  
Ngā Pirihimana o Aotearoa

**Te Raranga**  
Standing together  
against hate crime

This report has been created for District Leadership, and provides data and insights from April to June 2023 (Quarter 2), will initially be produced quarterly. It is split into two parts; the left side consisting of data and insights from the [Hate Crime Quality Assurance Team \(HCQAT\)](#), the right side consisting of communication and training insights from [Te Raranga](#). Data provided by the HCQAT has been extracted from the HCQAT Audit Spreadsheet, [Hate Crime SAS Insights Report](#), and NIA via Business Objects. Further insights for your District and nationally can be found in [Hate Crime SAS Insights Report](#). Specific audit information relating to your District is also available on request.



# Auckland City District: Hate Crime Insights Dashboard

Oct to Dec 2023



NEW ZEALAND  
**POLICE**  
Ngā Pirihimana o Aotearoa

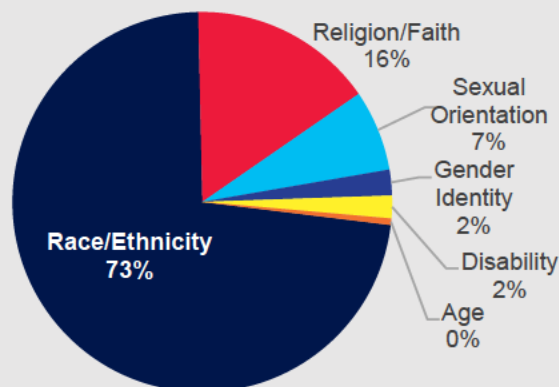
**Te Raranga**  
Standing together  
against hate crime

This report has been created for District Leadership, and provides data and insights from October to December 2023 (Quarter 4), will initially be produced quarterly. It is split into two parts; the left side consisting of data and insights from the [Hate Crime Quality Assurance Team \(HCQAT\)](#), the right side consisting of communication and training insights from [Te Raranga](#). Data provided by the HCQAT has been extracted from the HCQAT Audit Spreadsheet, [Hate Crime SAS Insights Report](#), and NIA via Business Objects. Further insights for your District and nationally can be found in [Hate Crime SAS Insights Report](#). Specific audit information relating to your District is also available on request.

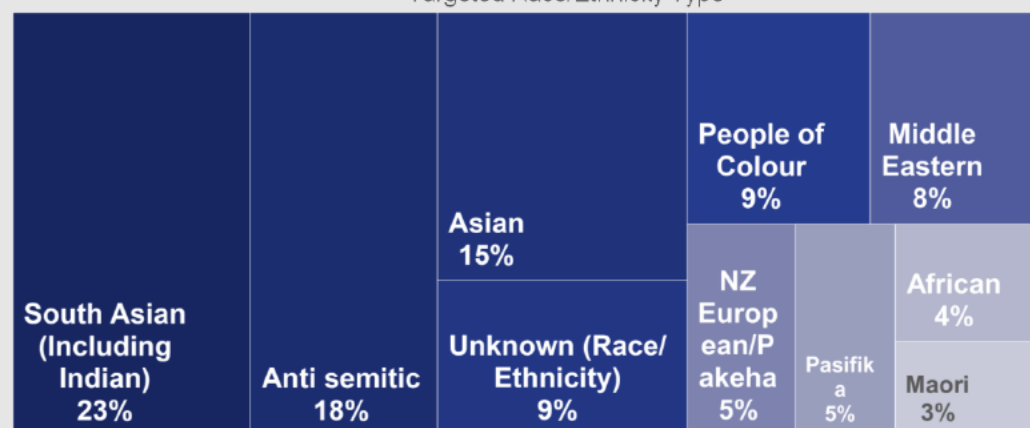


## Communities Affected In Your District

Protected Characteristics



Targeted Race/Ethnicity Type

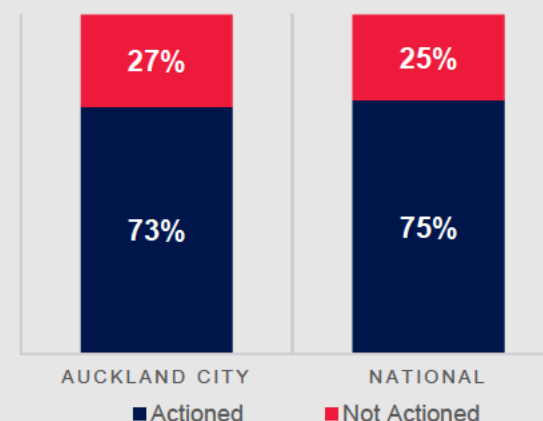


Note: This graph displays the top 10 most targeted race/ethnicity type. If you wish to know the proportion of all communities targeted please contact the HCQAT.



## Engagement with HCQAT

Action taken from HCQAT Follow Up Requests



## District Training Insights



**80**  
people have been trained

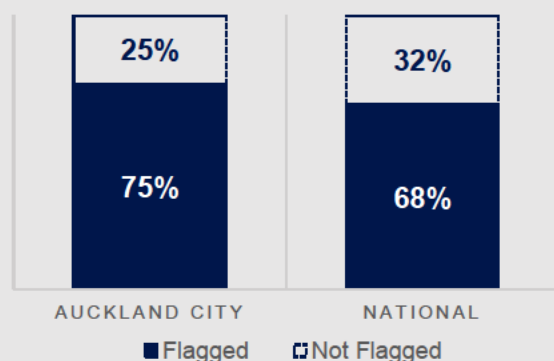
### ASSESSMENTS COMPLETED

Coming soon! Quiz: <b>RECOGNISE</b>	Coming soon! Quiz: <b>RECORD</b>
Coming soon! Quiz: <b>RESPOND</b>	Coming soon! Quiz: <b>RESOLVE</b>
Coming soon!	Micro-simulations completed



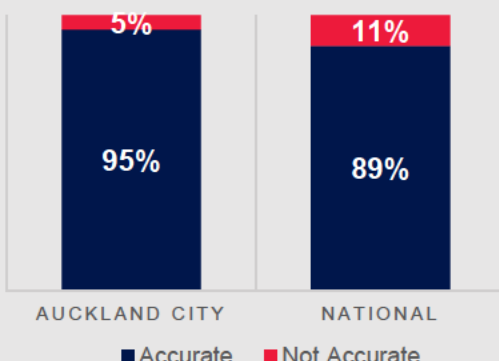
## Audit Insights

Proportion of Hate Reports Flagged (NIA)



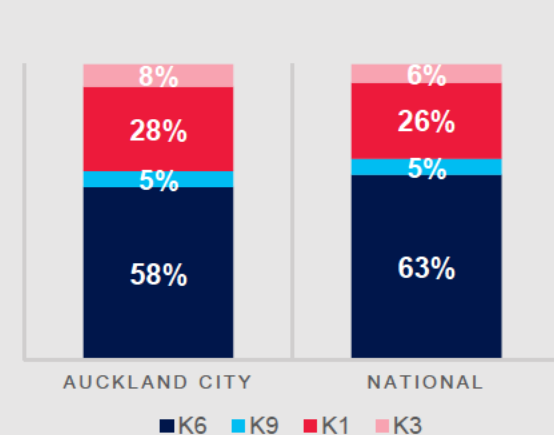
Note: Hate reports 'not flagged' are picked up by the HCQAT in a daily keyword search, which are then flagged by the HCQAT

Accuracy of Hate Flags (NIA)



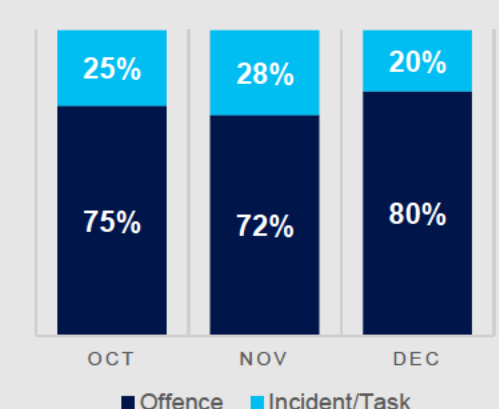
Note: This graph displays the accuracy of hate flags in NIA prior to HCQAT intervention

Perceived Hate Events Resulted in CARD



Note: All reports of Hate (offences and incidents) are NIA Required Records in the National Recording Standard (NRS).

Hate Flagged Offences vs Incidents (NIA)



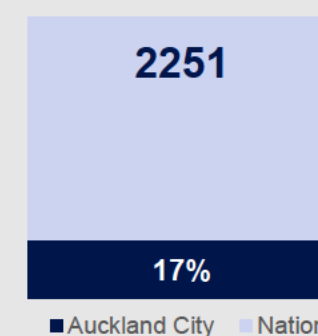
■ Offence ■ Incident/Task

Scene Types of Hate Reports

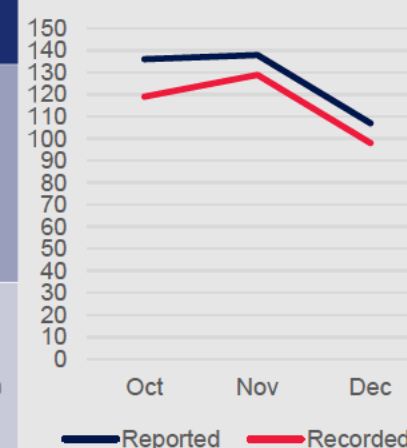


Note: "Outside" a residence can include neighbours arguing outside. "Not Applicable" applies to 2i Incident Codes, where there is no scene type required. This graph is only displaying the top 10 scene types recorded. If you wish to know the detail of all scene types, please contact the HCQAT.

Hate Demand in District as a proportion of National demand



District Reported vs Recorded Hate



Note: The aim is to have these lines as close to each other as possible. This would indicate all reports of hate are being recorded in NIA.



## National Comms and Training Insights

**408**  
People trained nationally

### ASSESSMENTS COMPLETED

Coming soon! Quiz: <b>RECOGNISE</b>	Coming soon! Quiz: <b>RECORD</b>
Coming soon! Quiz: <b>RESPOND</b>	Coming soon! Quiz: <b>RESOLVE</b>
Coming soon!	Micro-simulations completed

## National Comms Insights

**616**  
Recruits trained in Hate Crime 2023

**200**  
avg. monthly views  
Hate Crime Checkpoint page

**7369**  
Interactions with Learning Hub sine launch in March 2023

# Bay of Plenty District: Hate Crime Insights Dashboard

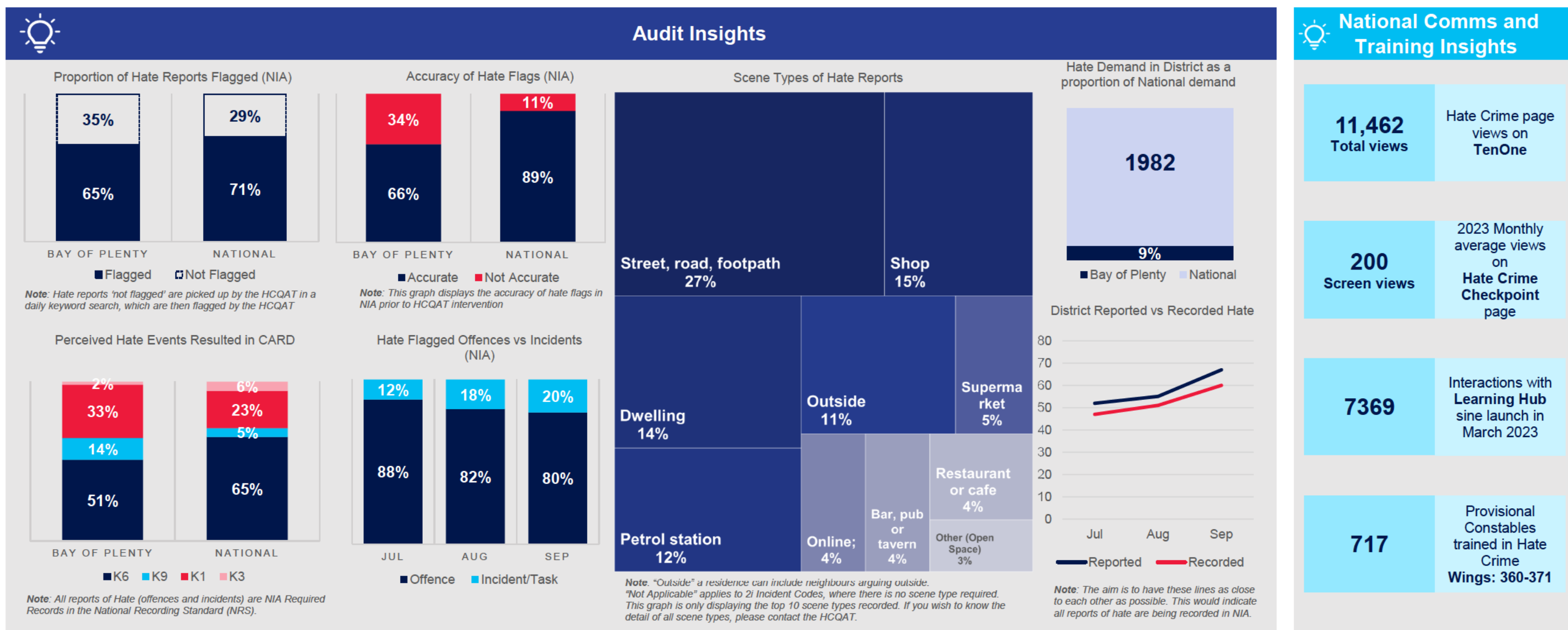
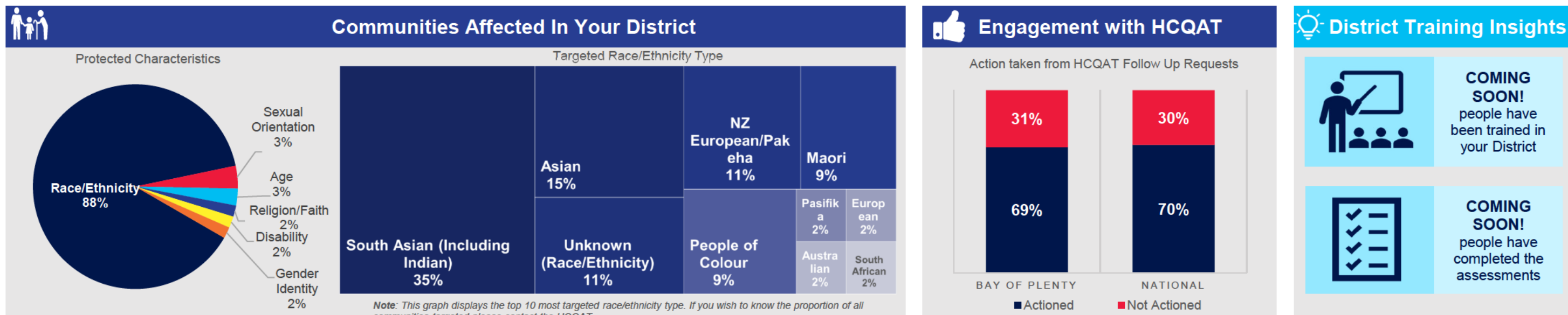
Jul to Sep 2023



NEW ZEALAND  
**POLICE**  
Ngā Pirihimana o Aotearoa

**Te Raranga**  
Standing together  
against hate crime

This report has been created for District Leadership, and provides data and insights from April to June 2023 (Quarter 2), will initially be produced quarterly. It is split into two parts; the left side consisting of data and insights from the [Hate Crime Quality Assurance Team \(HCQAT\)](#), the right side consisting of communication and training insights from [Te Raranga](#). Data provided by the HCQAT has been extracted from the HCQAT Audit Spreadsheet, [Hate Crime SAS Insights Report](#), and NIA via Business Objects. Further insights for your District and nationally can be found in [Hate Crime SAS Insights Report](#). Specific audit information relating to your District is also available on request.





# Bay of Plenty District: Hate Crime Insights Dashboard

Oct to Dec 2023



NEW ZEALAND  
**POLICE**  
Ngā Pirihimana o Aotearoa

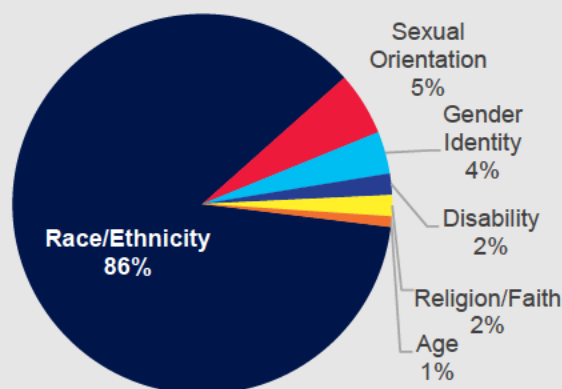
**Te Raranga**  
Standing together  
against hate crime

This report has been created for District Leadership, and provides data and insights from October to December 2023 (Quarter 4), will initially be produced quarterly. It is split into two parts; the left side consisting of data and insights from the [Hate Crime Quality Assurance Team \(HCQAT\)](#), the right side consisting of communication and training insights from [Te Raranga](#). Data provided by the HCQAT has been extracted from the HCQAT Audit Spreadsheet, [Hate Crime SAS Insights Report](#), and NIA via Business Objects. Further insights for your District and nationally can be found in [Hate Crime SAS Insights Report](#). Specific audit information relating to your District is also available on request.

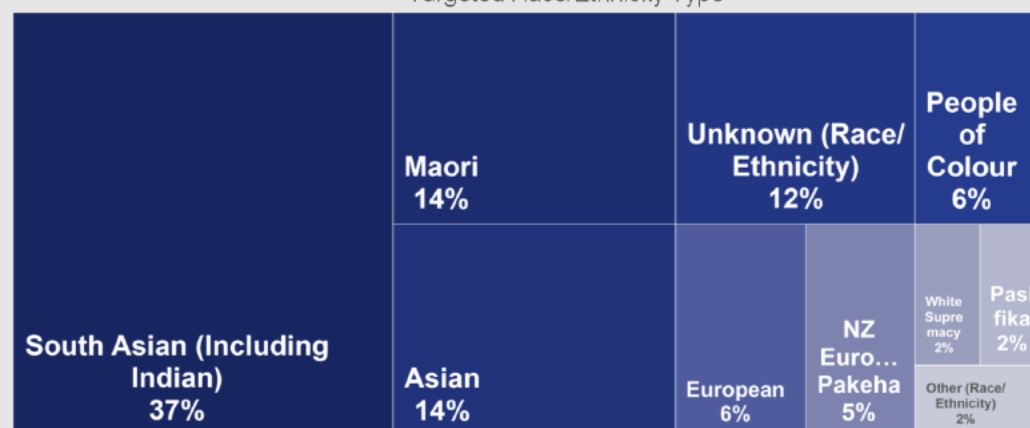


## Communities Affected In Your District

Protected Characteristics



Targeted Race/Ethnicity Type

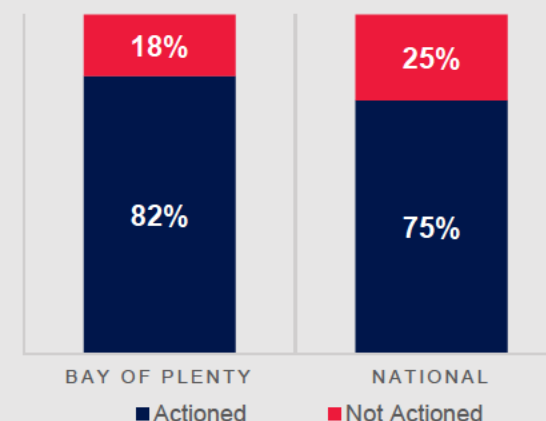


Note: This graph displays the top 10 most targeted race/ethnicity type. If you wish to know the proportion of all communities targeted please contact the HCQAT.



## Engagement with HCQAT

Action taken from HCQAT Follow Up Requests



## District Training Insights



**1**  
people have been trained

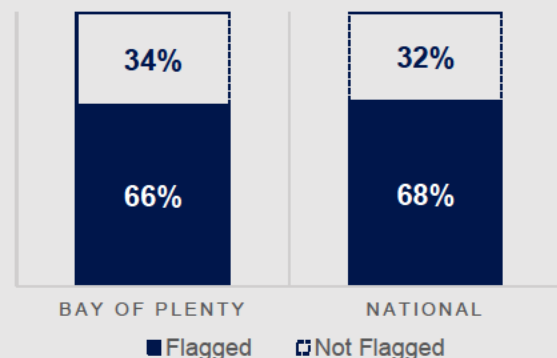
### ASSESSMENTS COMPLETED

Coming soon! Quiz: <b>RECOGNISE</b>	Coming soon! Quiz: <b>RECORD</b>
Coming soon! Quiz: <b>RESPOND</b>	Coming soon! Quiz: <b>RESOLVE</b>
Coming soon!	Micro-simulations completed



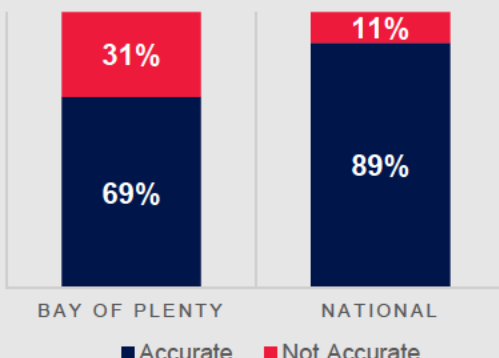
## Audit Insights

Proportion of Hate Reports Flagged (NIA)



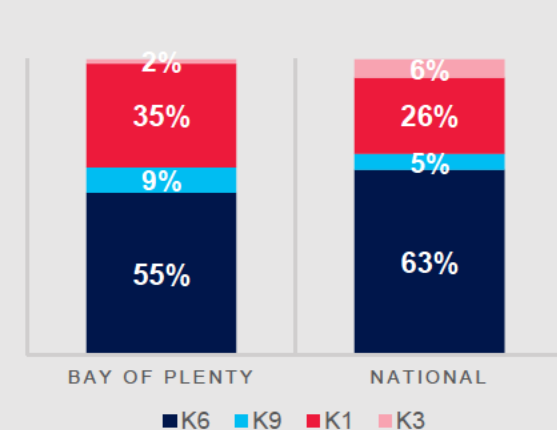
Note: Hate reports 'not flagged' are picked up by the HCQAT in a daily keyword search, which are then flagged by the HCQAT

Accuracy of Hate Flags (NIA)



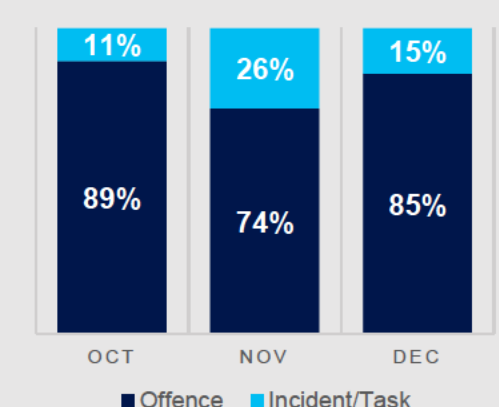
Note: This graph displays the accuracy of hate flags in NIA prior to HCQAT intervention

Perceived Hate Events Resulted in CARD

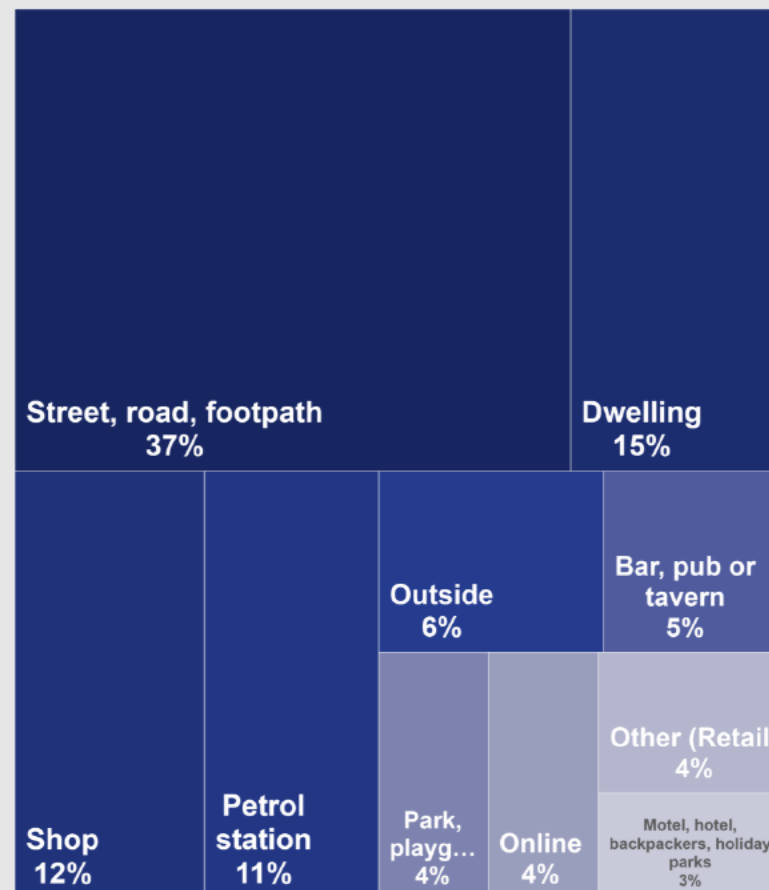


Note: All reports of Hate (offences and incidents) are NIA Required Records in the National Recording Standard (NRS).

Hate Flagged Offences vs Incidents (NIA)

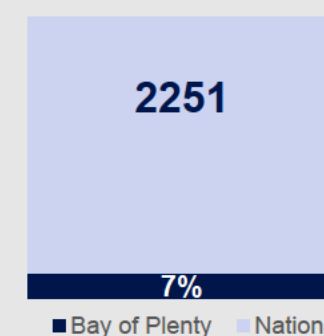


Scene Types of Hate Reports

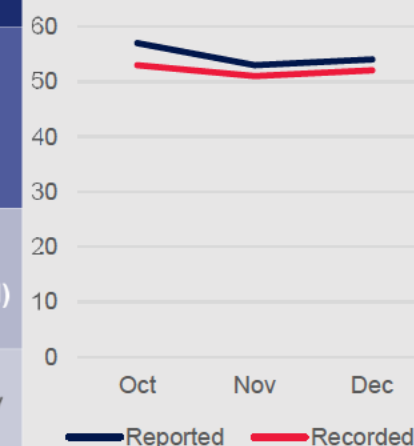


Note: "Outside" a residence can include neighbours arguing outside. "Not Applicable" applies to 2i Incident Codes, where there is no scene type required. This graph is only displaying the top 10 scene types recorded. If you wish to know the detail of all scene types, please contact the HCQAT.

Hate Demand in District as a proportion of National demand



District Reported vs Recorded Hate



Note: The aim is to have these lines as close to each other as possible. This would indicate all reports of hate are being recorded in NIA.



## National Comms and Training Insights

**408**

People trained nationally

### ASSESSMENTS COMPLETED

Coming soon! Quiz: <b>RECOGNISE</b>	Coming soon! Quiz: <b>RECORD</b>
Coming soon! Quiz: <b>RESPOND</b>	Coming soon! Quiz: <b>RESOLVE</b>
Coming soon!	Micro-simulations completed

## National Comms Insights

**616**

Recruits trained in Hate Crime 2023

**200**  
avg. monthly views

Hate Crime Checkpoint page

**7369**

Interactions with Learning Hub sine launch in March 2023



# Canterbury District: Hate Crime Insights Dashboard

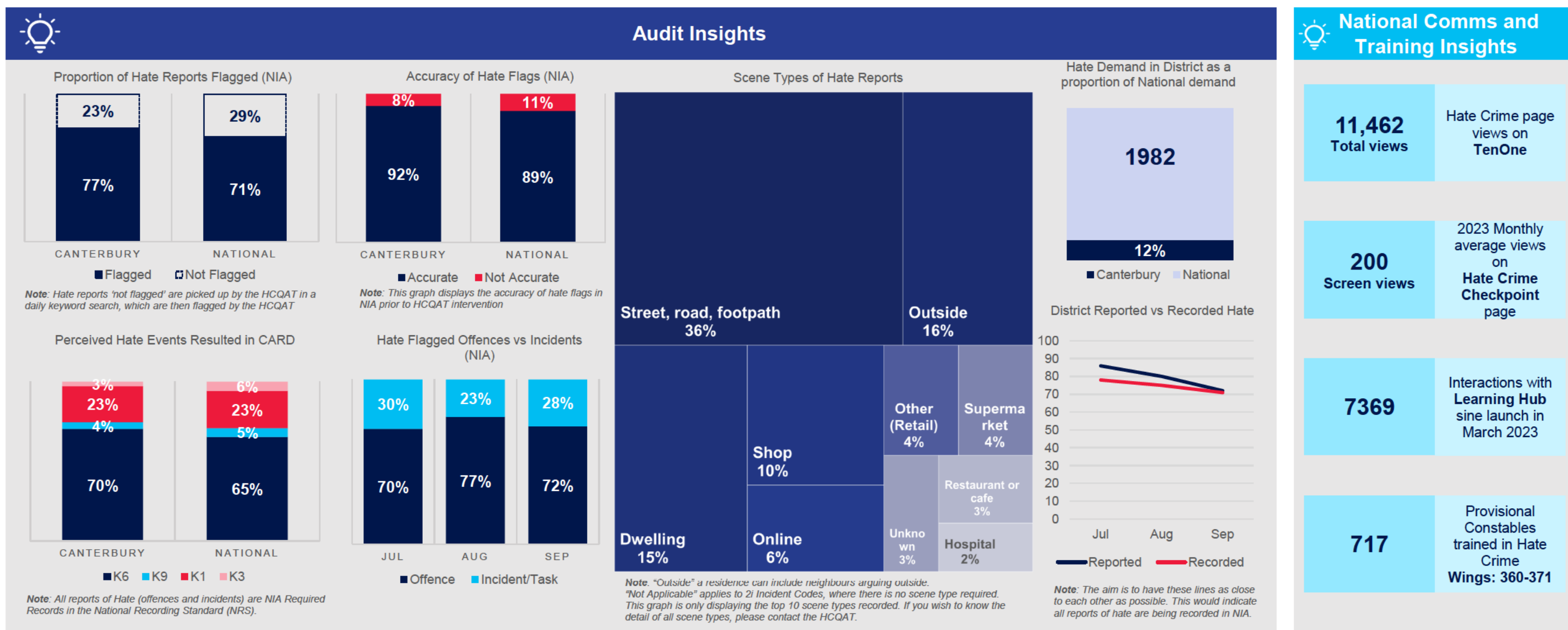
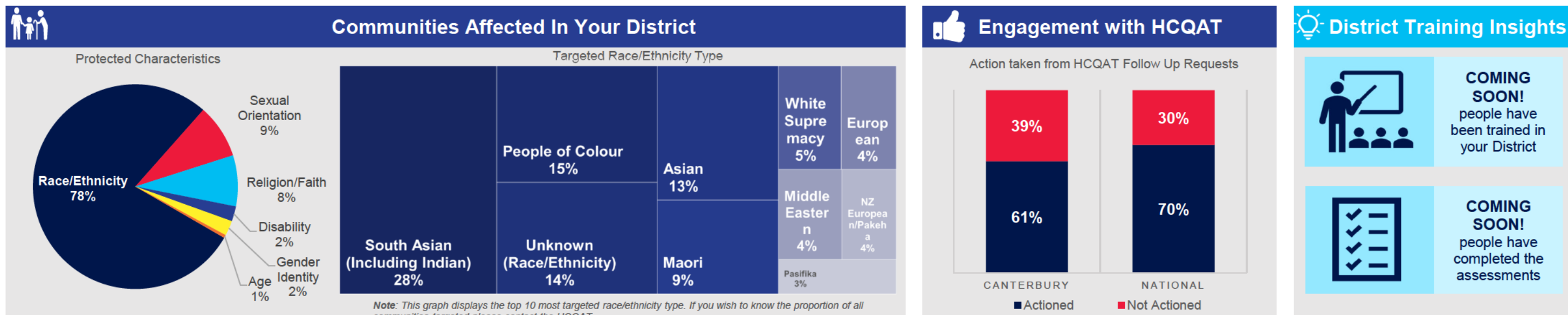
Jul to Sep 2023



NEW ZEALAND  
**POLICE**  
Ngā Pirihimana o Aotearoa

**Te Raranga**  
Standing together  
against hate crime

This report has been created for District Leadership, and provides data and insights from April to June 2023 (Quarter 2), will initially be produced quarterly. It is split into two parts; the left side consisting of data and insights from the [Hate Crime Quality Assurance Team \(HCQAT\)](#), the right side consisting of communication and training insights from [Te Raranga](#). Data provided by the HCQAT has been extracted from the HCQAT Audit Spreadsheet, [Hate Crime SAS Insights Report](#), and NIA via Business Objects. Further insights for your District and nationally can be found in [Hate Crime SAS Insights Report](#). Specific audit information relating to your District is also available on request.



# Canterbury District: Hate Crime Insights Dashboard

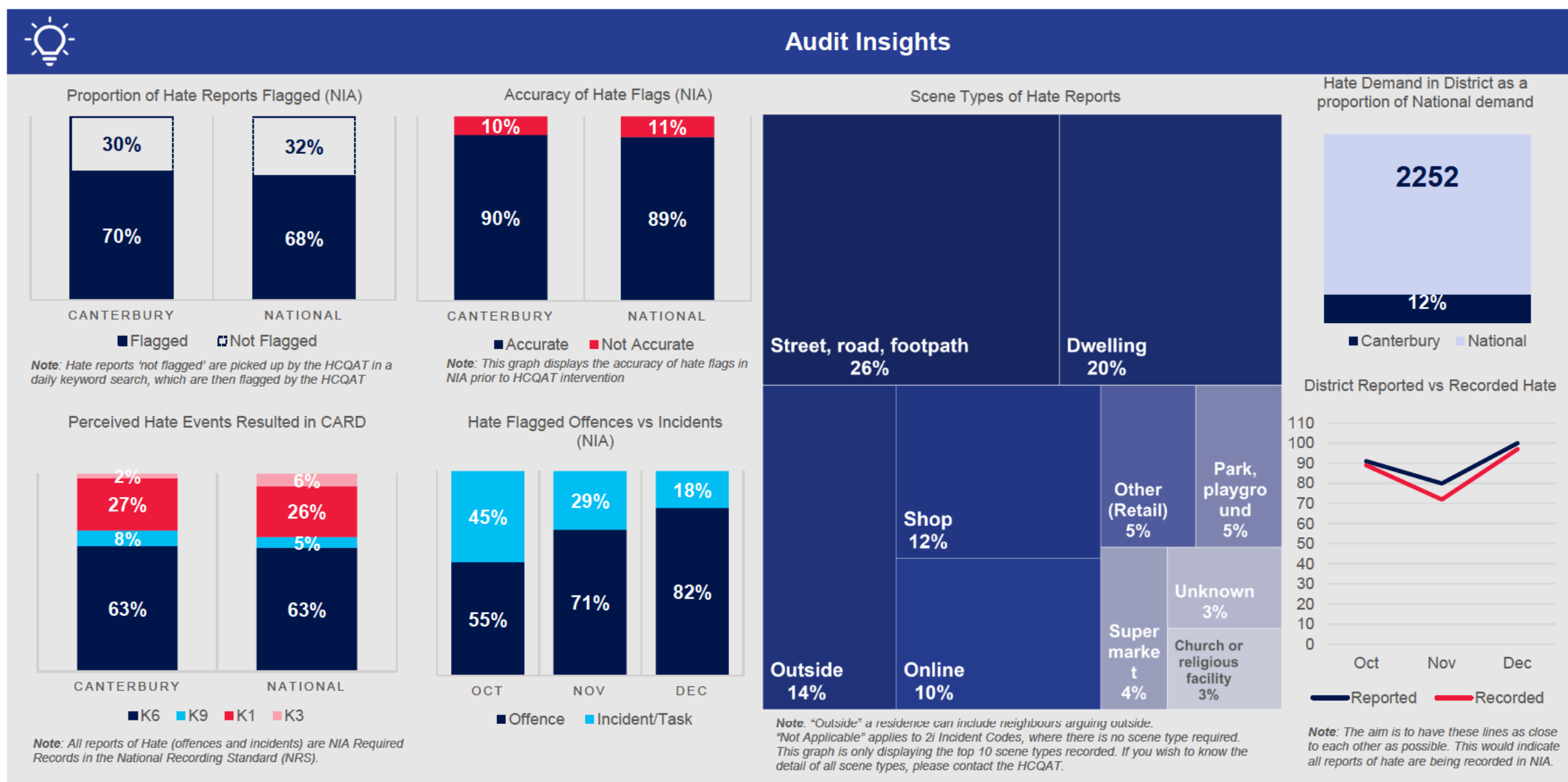
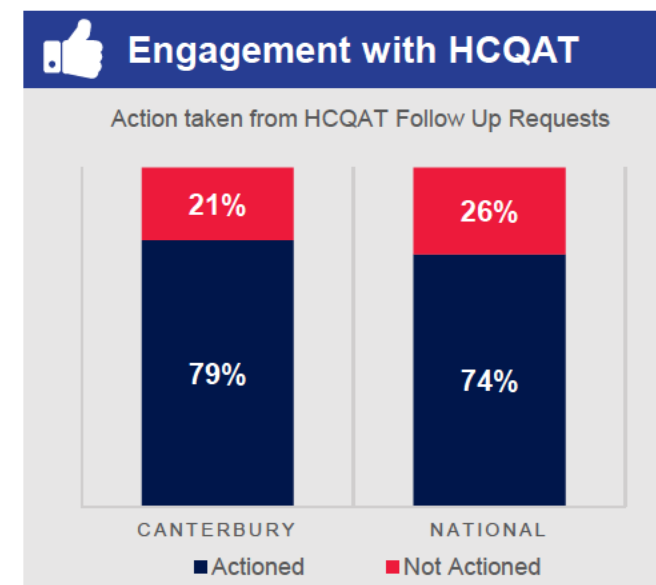
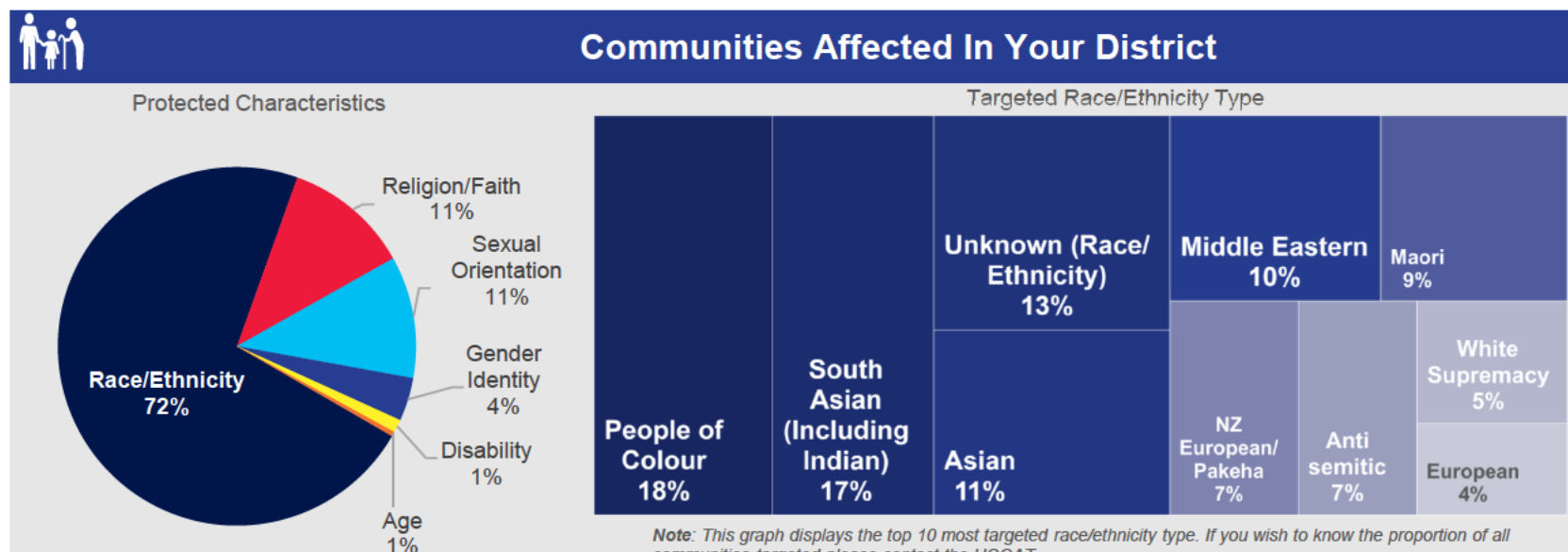
Oct to Dec 2023



NEW ZEALAND  
**POLICE**  
Ngā Pirihimana o Aotearoa

**Te Raranga**  
Standing together  
against hate crime

This report has been created for District Leadership, and provides data and insights from October to December 2023 (Quarter 4), will initially be produced quarterly. It is split into two parts; the left side consisting of data and insights from the [Hate Crime Quality Assurance Team \(HCQAT\)](#), the right side consisting of communication and training insights from [Te Raranga](#). Data provided by the HCQAT has been extracted from the HCQAT Audit Spreadsheet, [Hate Crime SAS Insights Report](#), and NIA via Business Objects. Further insights for your District and nationally can be found in [Hate Crime SAS Insights Report](#). Specific audit information relating to your District is also available on request.



# Central District: Hate Crime Insights Dashboard

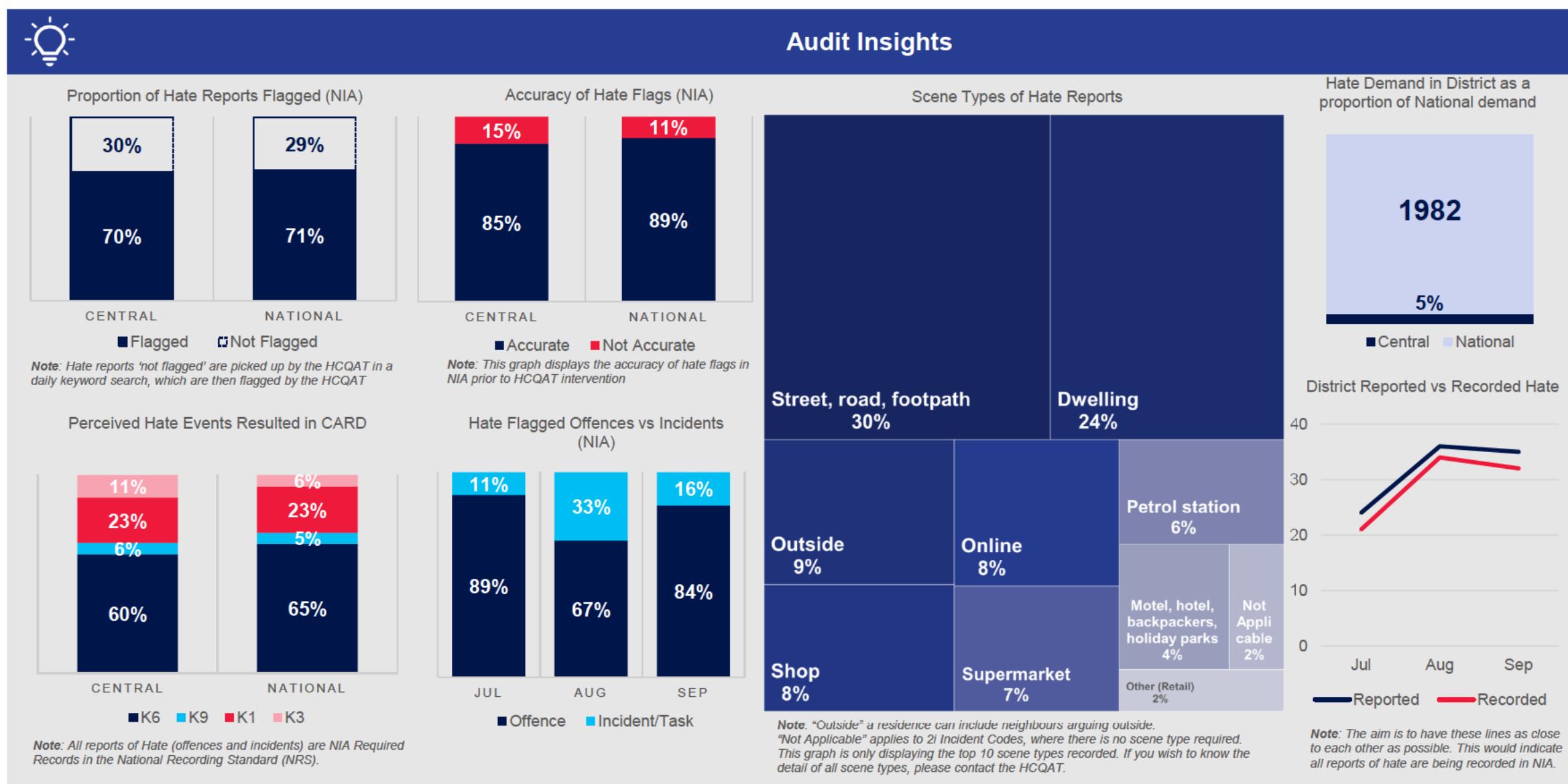
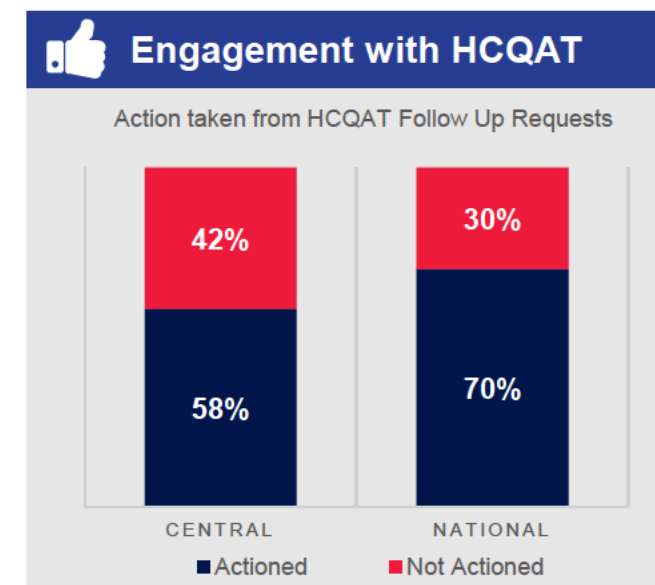
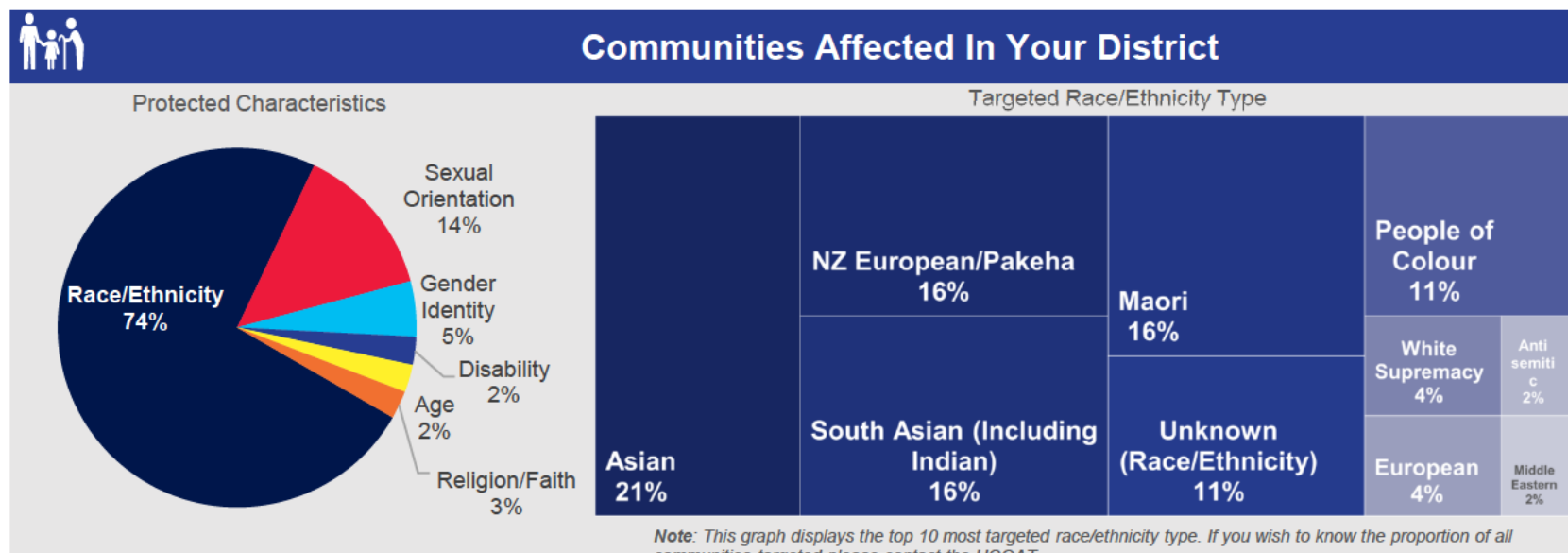
Jul to Sep 2023



NEW ZEALAND  
**POLICE**  
Ngā Pirihimana o Aotearoa

**Te Raranga**  
Standing together  
against hate crime

This report has been created for District Leadership, and provides data and insights from April to June 2023 (Quarter 2), will initially be produced quarterly. It is split into two parts; the left side consisting of data and insights from the [Hate Crime Quality Assurance Team \(HCQAT\)](#), the right side consisting of communication and training insights from [Te Raranga](#). Data provided by the HCQAT has been extracted from the HCQAT Audit Spreadsheet, [Hate Crime SAS Insights Report](#), and NIA via Business Objects. Further insights for your District and nationally can be found in [Hate Crime SAS Insights Report](#). Specific audit information relating to your District is also available on request.





# Central District: Hate Crime Insights Dashboard

Oct to Dec 2023



NEW ZEALAND  
**POLICE**  
Ngā Pirihimana o Aotearoa

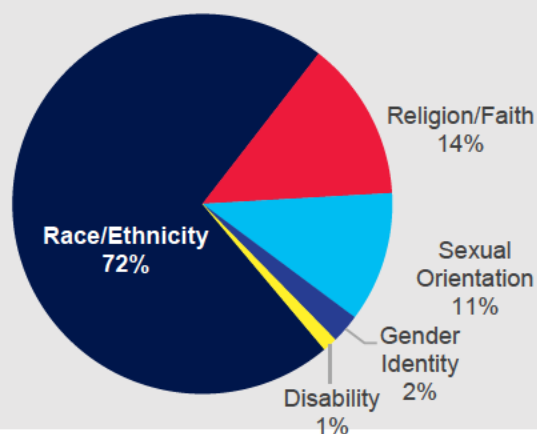
**Te Raranga**  
Standing together  
against hate crime

This report has been created for District Leadership, and provides data and insights from October to December 2023 (Quarter 4), will initially be produced quarterly. It is split into two parts; the left side consisting of data and insights from the [Hate Crime Quality Assurance Team \(HCQAT\)](#), the right side consisting of communication and training insights from [Te Raranga](#). Data provided by the HCQAT has been extracted from the HCQAT Audit Spreadsheet, [Hate Crime SAS Insights Report](#), and NIA via Business Objects. Further insights for your District and nationally can be found in [Hate Crime SAS Insights Report](#). Specific audit information relating to your District is also available on request.



## Communities Affected In Your District

Protected Characteristics



Targeted Race/Ethnicity Type

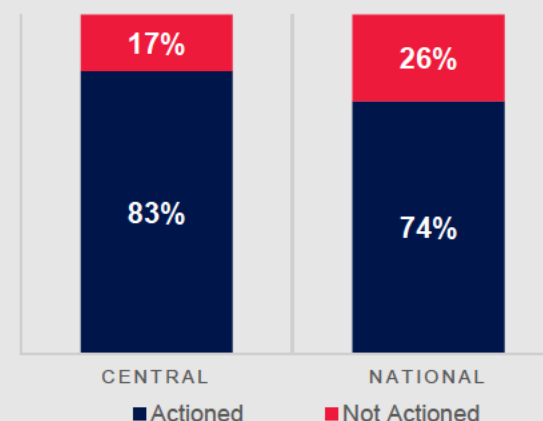


Note: This graph displays the top 10 most targeted race/ethnicity type. If you wish to know the proportion of all communities targeted please contact the HCQAT.



## Engagement with HCQAT

Action taken from HCQAT Follow Up Requests



## District Training Insights



**12**  
people have been trained

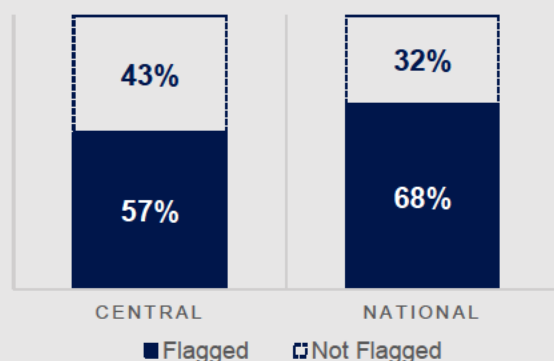
### ASSESSMENTS COMPLETED

Coming soon! Quiz: <b>RECOGNISE</b>	Coming soon! Quiz: <b>RECORD</b>
Coming soon! Quiz: <b>RESPOND</b>	Coming soon! Quiz: <b>RESOLVE</b>
Coming soon!	Micro-simulations completed



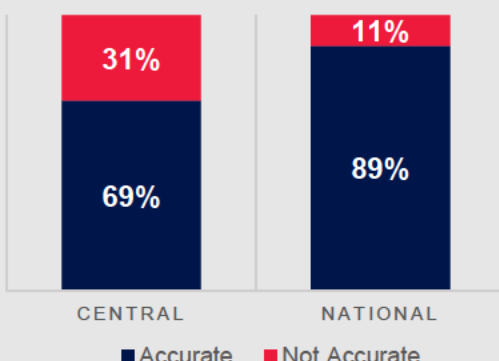
## Audit Insights

Proportion of Hate Reports Flagged (NIA)



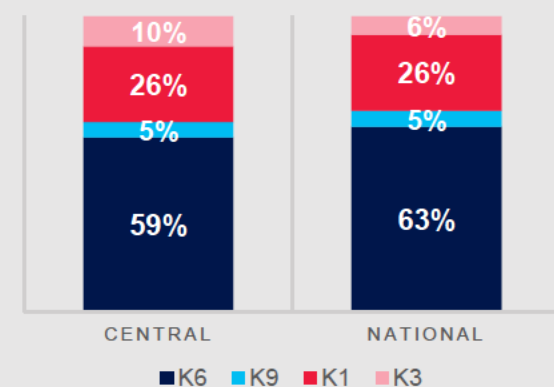
Note: Hate reports 'not flagged' are picked up by the HCQAT in a daily keyword search, which are then flagged by the HCQAT

Accuracy of Hate Flags (NIA)



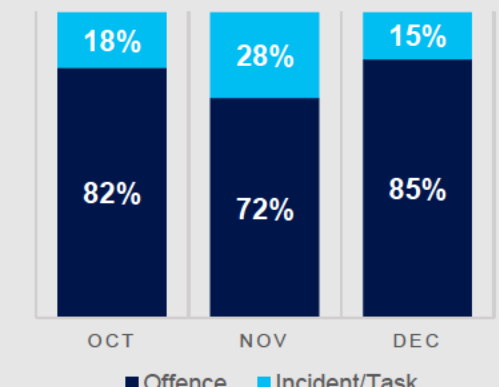
Note: This graph displays the accuracy of hate flags in NIA prior to HCQAT intervention

Perceived Hate Events Resulted in CARD



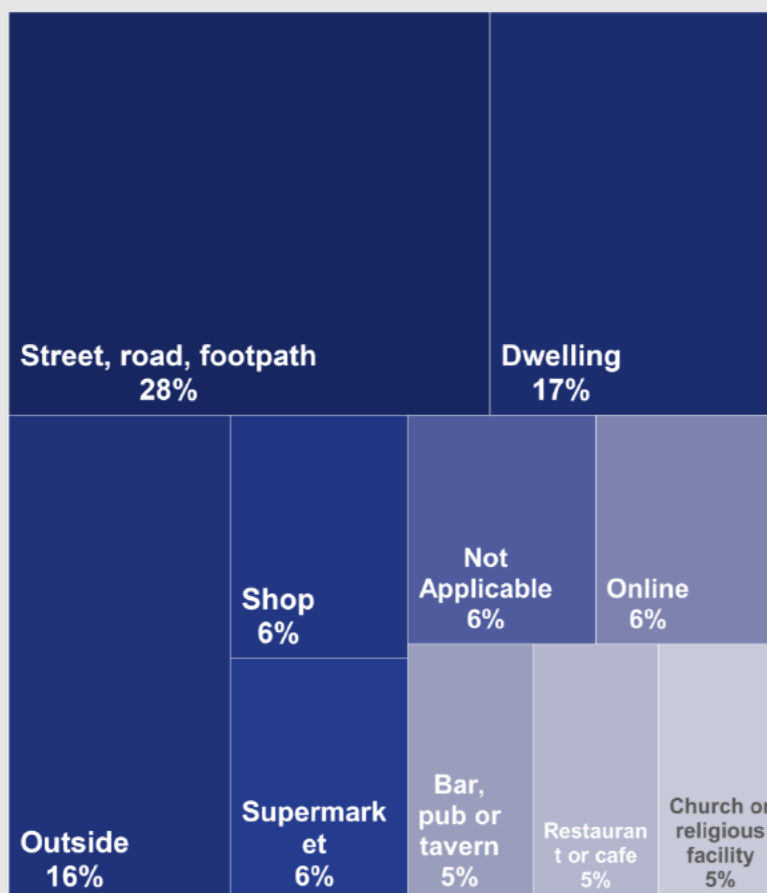
Note: All reports of Hate (offences and incidents) are NIA Required Records in the National Recording Standard (NRS).

Hate Flagged Offences vs Incidents (NIA)



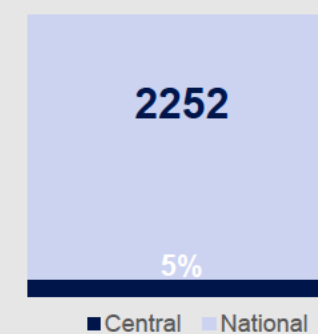
■ Offence ■ Incident/Task

Scene Types of Hate Reports

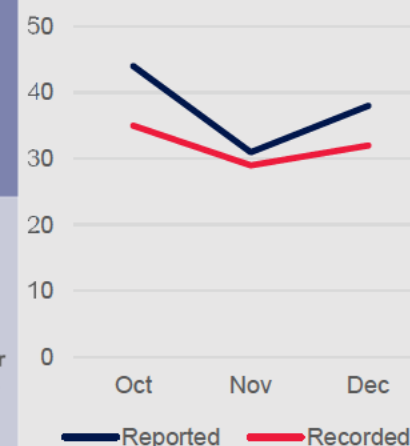


Note: "Outside" a residence can include neighbours arguing outside. "Not Applicable" applies to 21 Incident Codes, where there is no scene type required. This graph is only displaying the top 10 scene types recorded. If you wish to know the detail of all scene types, please contact the HCQAT.

Hate Demand in District as a proportion of National demand



District Reported vs Recorded Hate



Note: The aim is to have these lines as close to each other as possible. This would indicate all reports of hate are being recorded in NIA.



## National Comms and Training Insights

**408**  
People trained nationally

### ASSESSMENTS COMPLETED

Coming soon! Quiz: <b>RECOGNISE</b>	Coming soon! Quiz: <b>RECORD</b>
Coming soon! Quiz: <b>RESPOND</b>	Coming soon! Quiz: <b>RESOLVE</b>
Coming soon!	Micro-simulations completed

## National Comms Insights

**616**  
Recruits trained in Hate Crime 2023

**200**  
avg. monthly views  
**Hate Crime Checkpoint page**

**7369**  
Interactions with Learning Hub since launch in March 2023

# Counties Manukau District: Hate Crime Insights Dashboard

Jul to Sep 2023




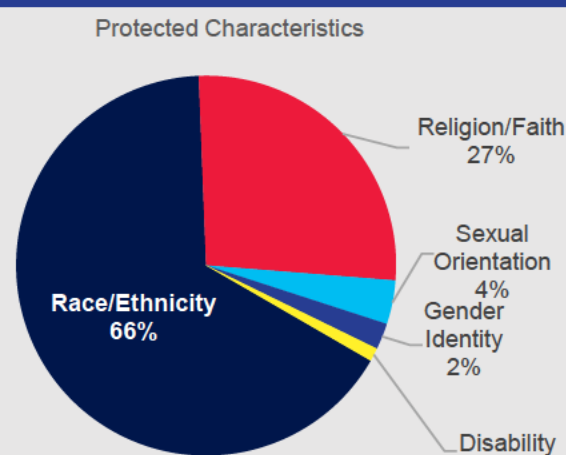
NEW ZEALAND  
**POLICE**  
Ngā Pirihimana o Aotearoa

**Te Raranga**  
Standing together  
against hate crime

This report has been created for District Leadership, and provides data and insights from April to June 2023 (Quarter 2), will initially be produced quarterly. It is split into two parts; the left side consisting of data and insights from the [Hate Crime Quality Assurance Team \(HCQAT\)](#), the right side consisting of communication and training insights from [Te Raranga](#). Data provided by the HCQAT has been extracted from the HCQAT Audit Spreadsheet, [Hate Crime SAS Insights Report](#), and NIA via Business Objects. Further insights for your District and nationally can be found in [Hate Crime SAS Insights Report](#). Specific audit information relating to your District is also available on request.



## Communities Affected In Your District

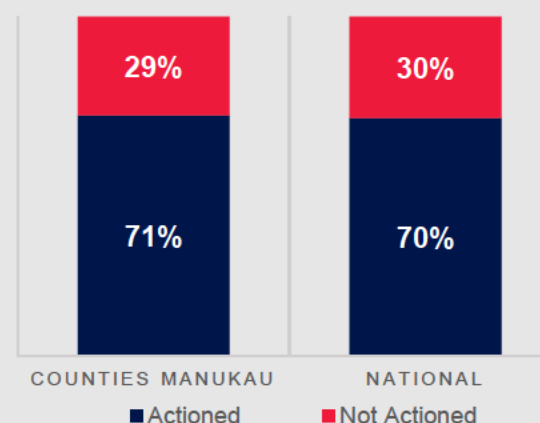


Note: This graph displays the top 10 most targeted race/ethnicity type. If you wish to know the proportion of all communities targeted please contact the HCQAT.



## Engagement with HCQAT

Action taken from HCQAT Follow Up Requests



## District Training Insights



**36**  
people have  
been trained in  
your District

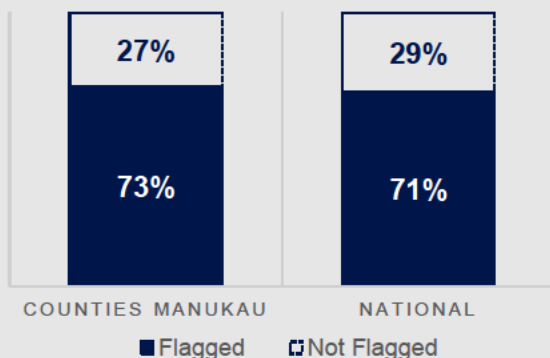


**COMING SOON!**  
people have  
completed the  
assessments



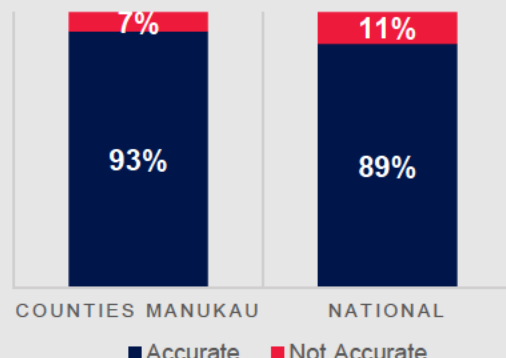
## Audit Insights

Proportion of Hate Reports Flagged (NIA)



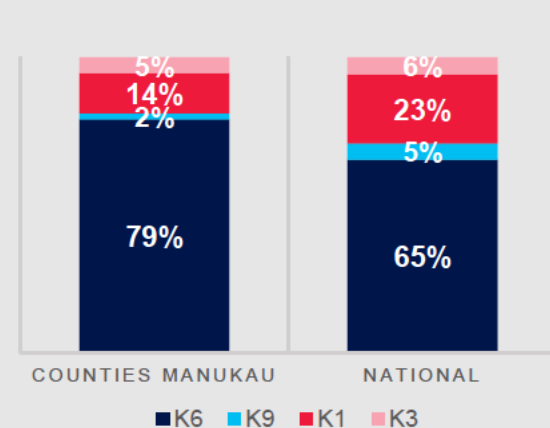
Note: Hate reports 'not flagged' are picked up by the HCQAT in a daily keyword search, which are then flagged by the HCQAT

Accuracy of Hate Flags (NIA)



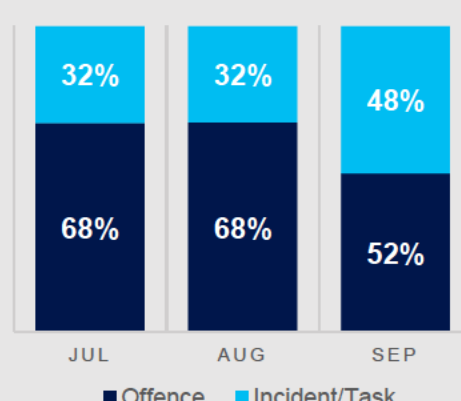
Note: This graph displays the accuracy of hate flags in NIA prior to HCQAT intervention

Perceived Hate Events Resulted in CARD



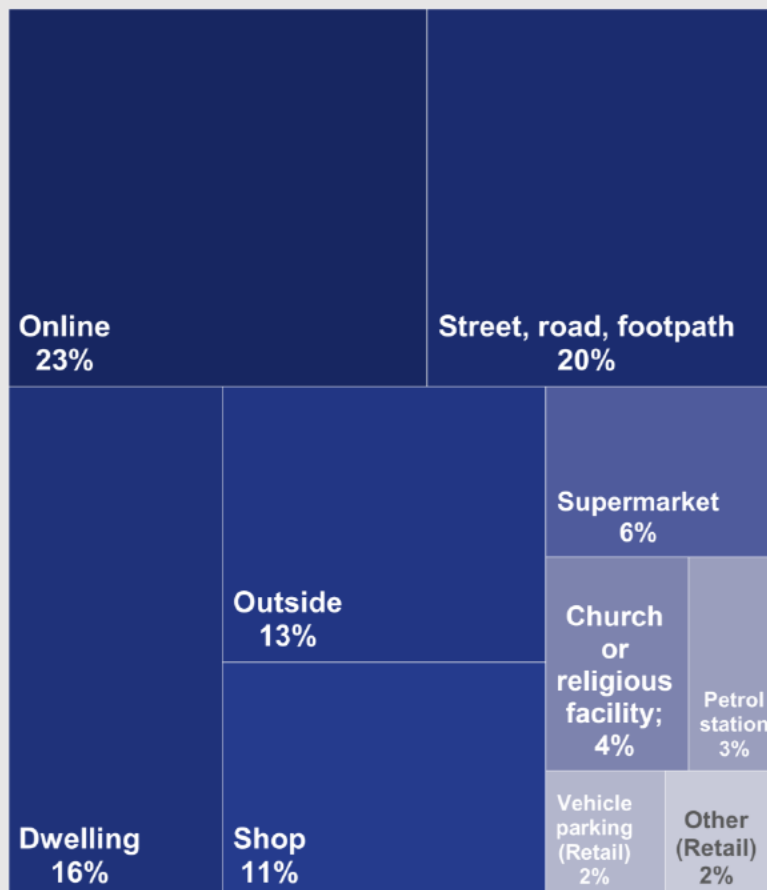
Note: All reports of Hate (offences and incidents) are NIA Required Records in the National Recording Standard (NRS).

Hate Flagged Offences vs Incidents (NIA)



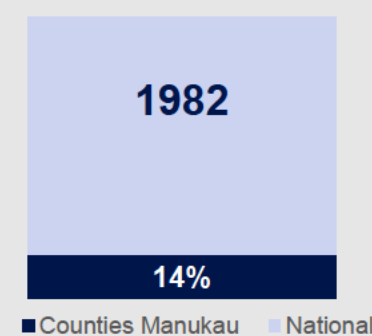
■ Offence ■ Incident/Task

Scene Types of Hate Reports

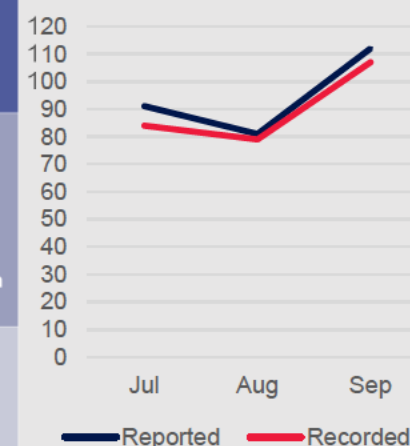


Note: "Outside" a residence can include neighbours arguing outside. "Not Applicable" applies to 2i Incident Codes, where there is no scene type required. This graph is only displaying the top 10 scene types recorded. If you wish to know the detail of all scene types, please contact the HCQAT.

Hate Demand in District as a proportion of National demand



District Reported vs Recorded Hate



Note: The aim is to have these lines as close to each other as possible. This would indicate all reports of hate are being recorded in NIA.



## National Comms and Training Insights

**11,462**  
Total views

Hate Crime page  
views on  
TenOne

**200**  
Screen views

2023 Monthly  
average views on  
Hate Crime  
Checkpoint  
page

**7369**

Interactions with  
Learning Hub  
since launch in  
March 2023

**717**

Provisional  
Constables  
trained in Hate  
Crime  
Wings: 360-371

# Counties Manukau District: Hate Crime Insights Dashboard

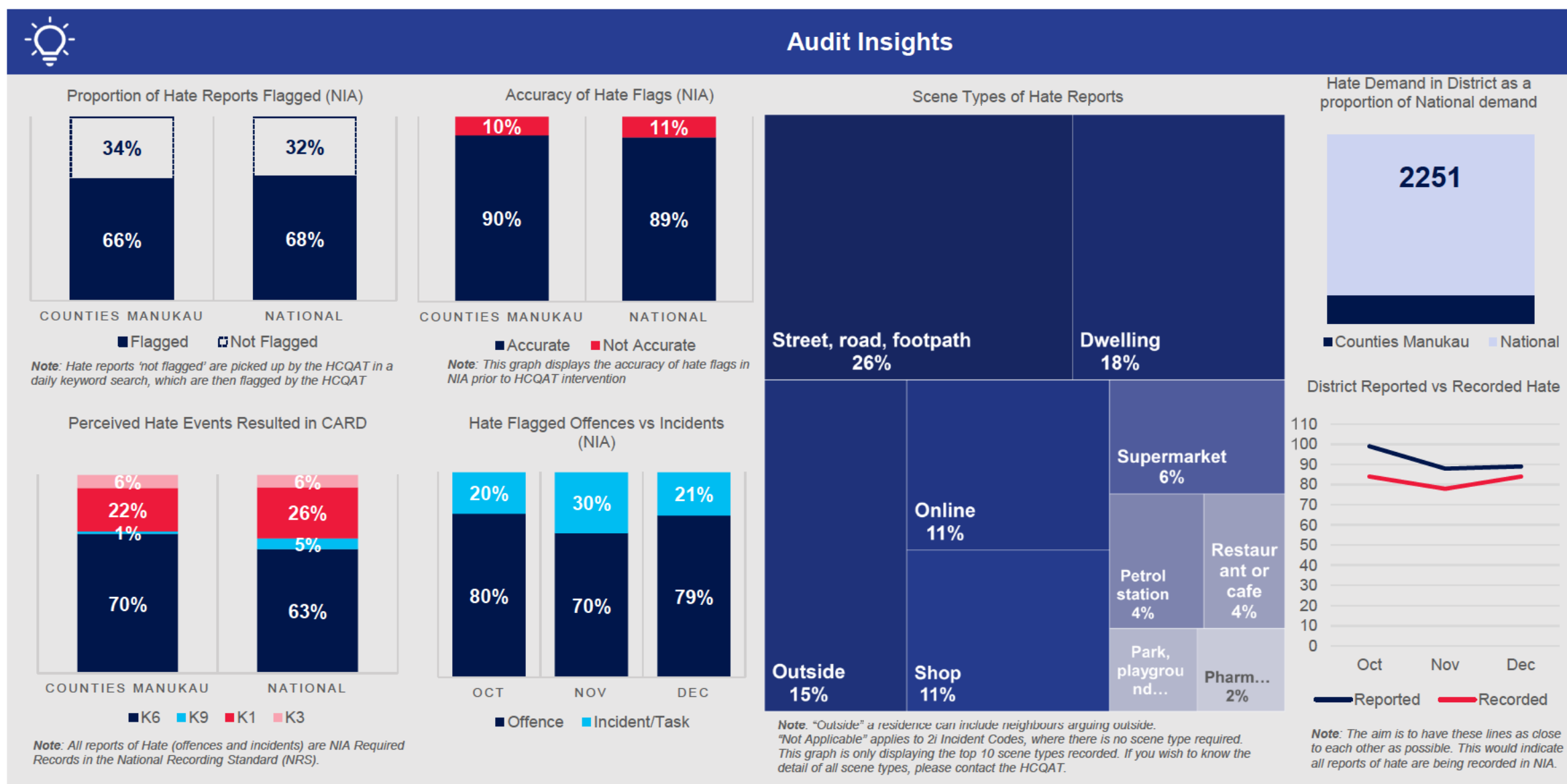
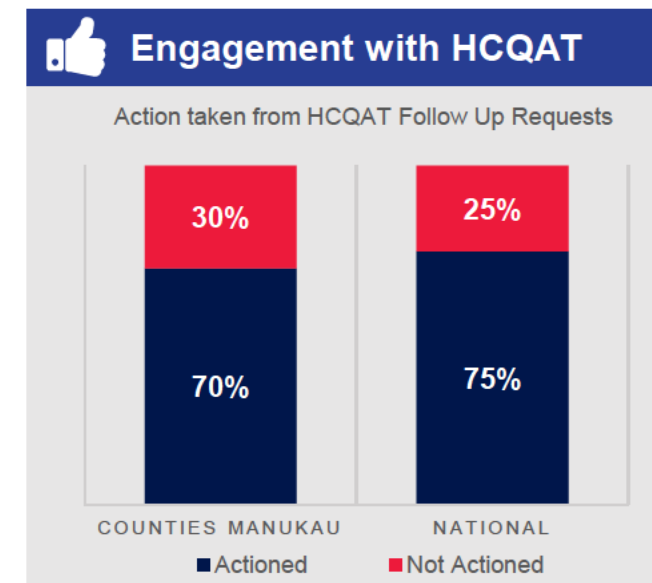
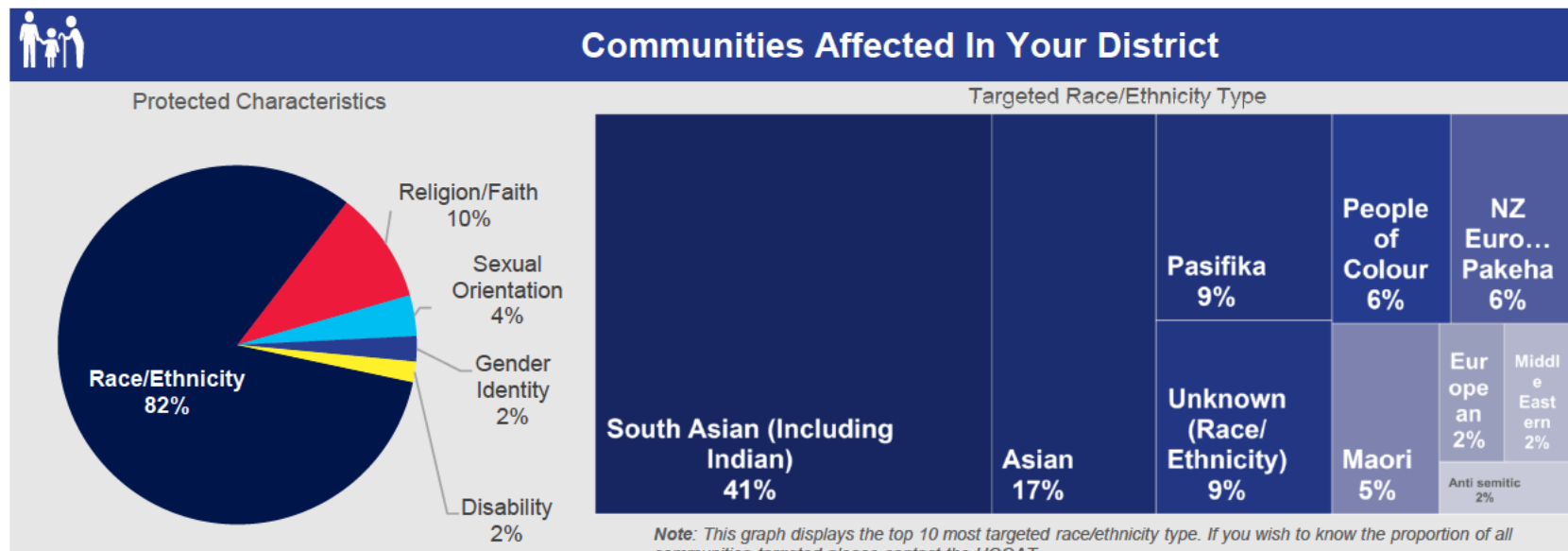
Oct to Dec 2023



NEW ZEALAND  
**POLICE**  
Ngā Pirihimana o Aotearoa

**Te Raranga**  
Standing together  
against hate crime

This report has been created for District Leadership, and provides data and insights from October to December 2023 (Quarter 4), will initially be produced quarterly. It is split into two parts; the left side consisting of data and insights from the [Hate Crime Quality Assurance Team \(HCQAT\)](#), the right side consisting of communication and training insights from [Te Raranga](#). Data provided by the HCQAT has been extracted from the HCQAT Audit Spreadsheet, [Hate Crime SAS Insights Report](#), and NIA via Business Objects. Further insights for your District and nationally can be found in [Hate Crime SAS Insights Report](#). Specific audit information relating to your District is also available on request.





# Eastern District: Hate Crime Insights Dashboard

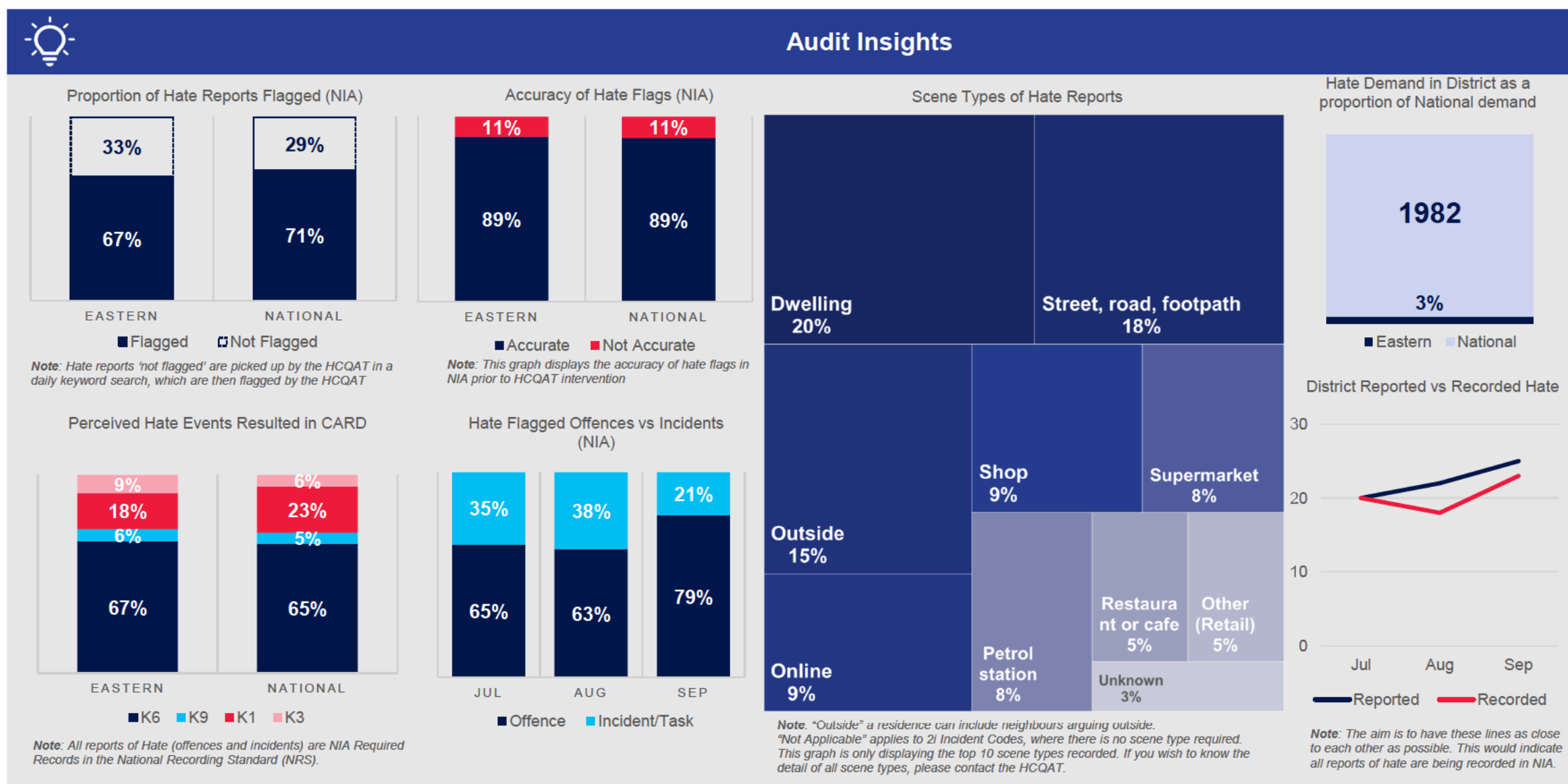
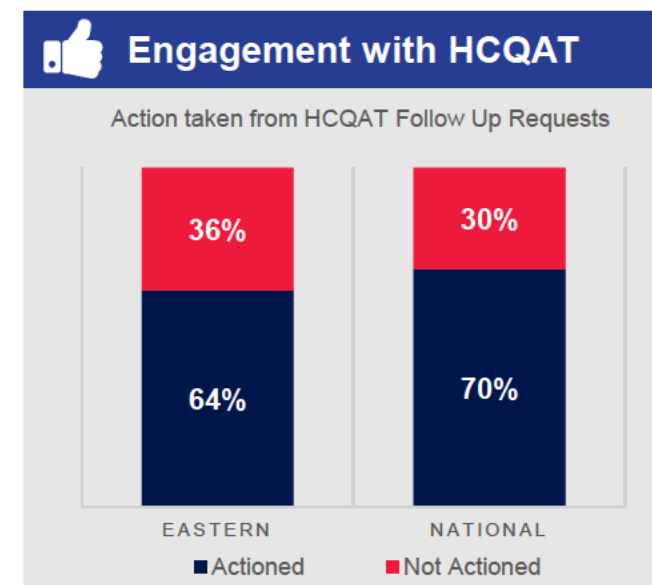
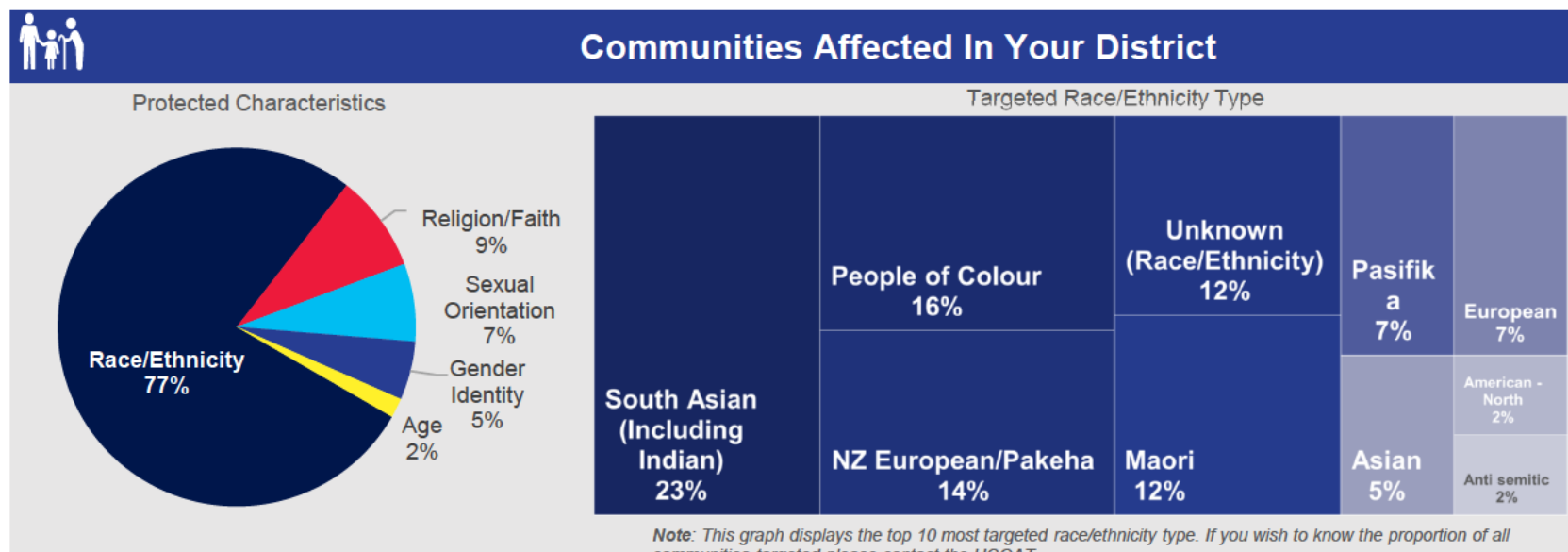
Jul to Sep 2023



NEW ZEALAND  
**POLICE**  
Ngā Pirihimana o Aotearoa

**Te Raranga**  
Standing together  
against hate crime

This report has been created for District Leadership, and provides data and insights from April to June 2023 (Quarter 2), will initially be produced quarterly. It is split into two parts; the left side consisting of data and insights from the [Hate Crime Quality Assurance Team \(HCQAT\)](#), the right side consisting of communication and training insights from [Te Raranga](#). Data provided by the HCQAT has been extracted from the HCQAT Audit Spreadsheet, [Hate Crime SAS Insights Report](#), and NIA via Business Objects. Further insights for your District and nationally can be found in [Hate Crime SAS Insights Report](#). Specific audit information relating to your District is also available on request.



# Eastern District: Hate Crime Insights Dashboard

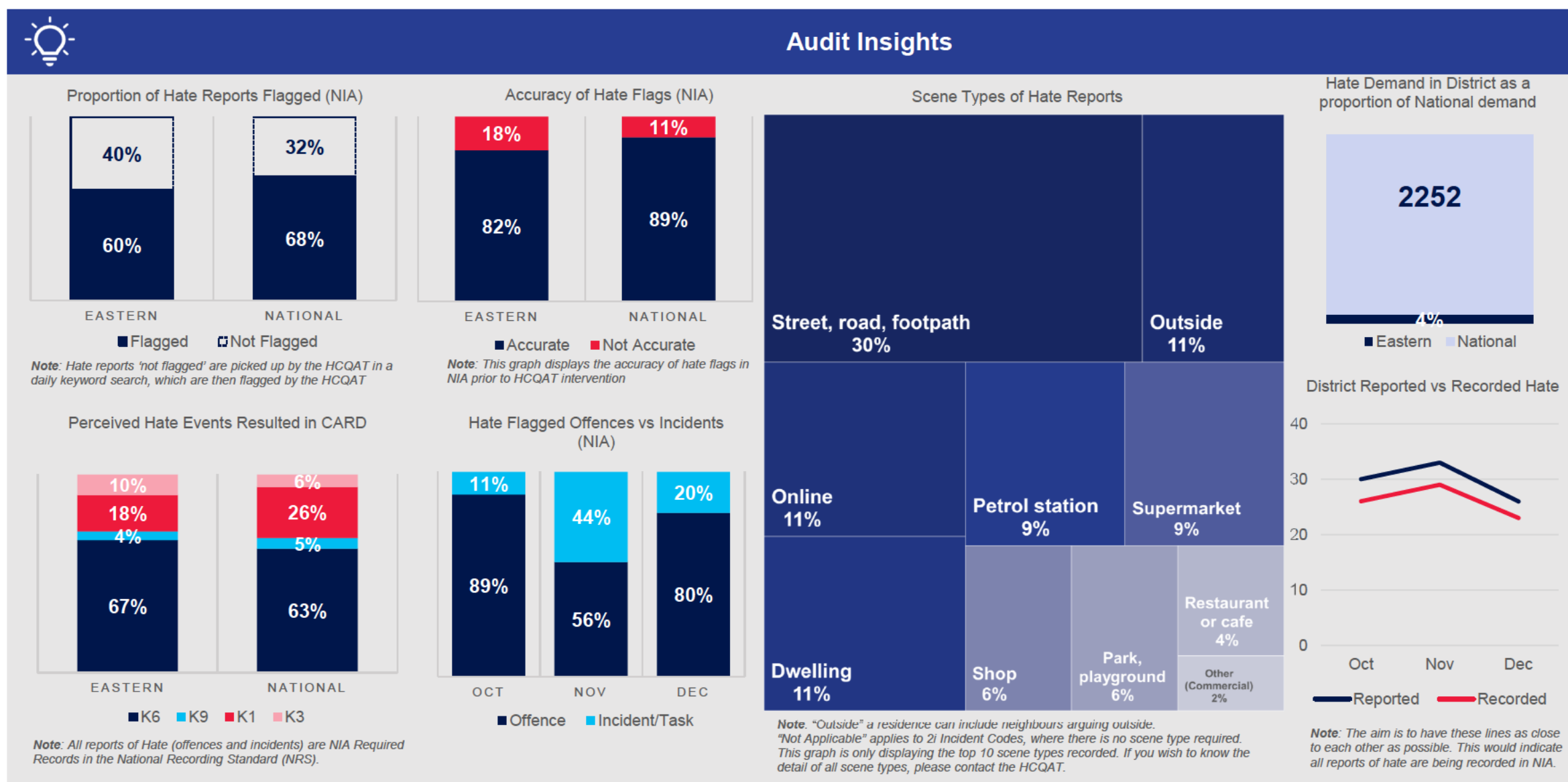
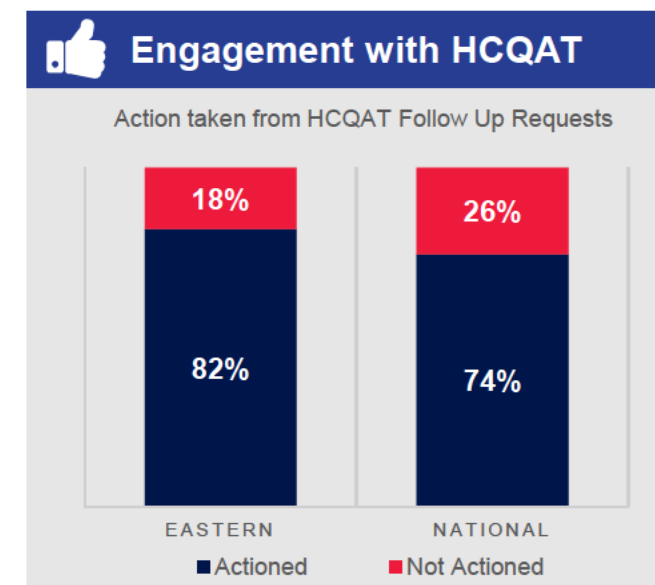
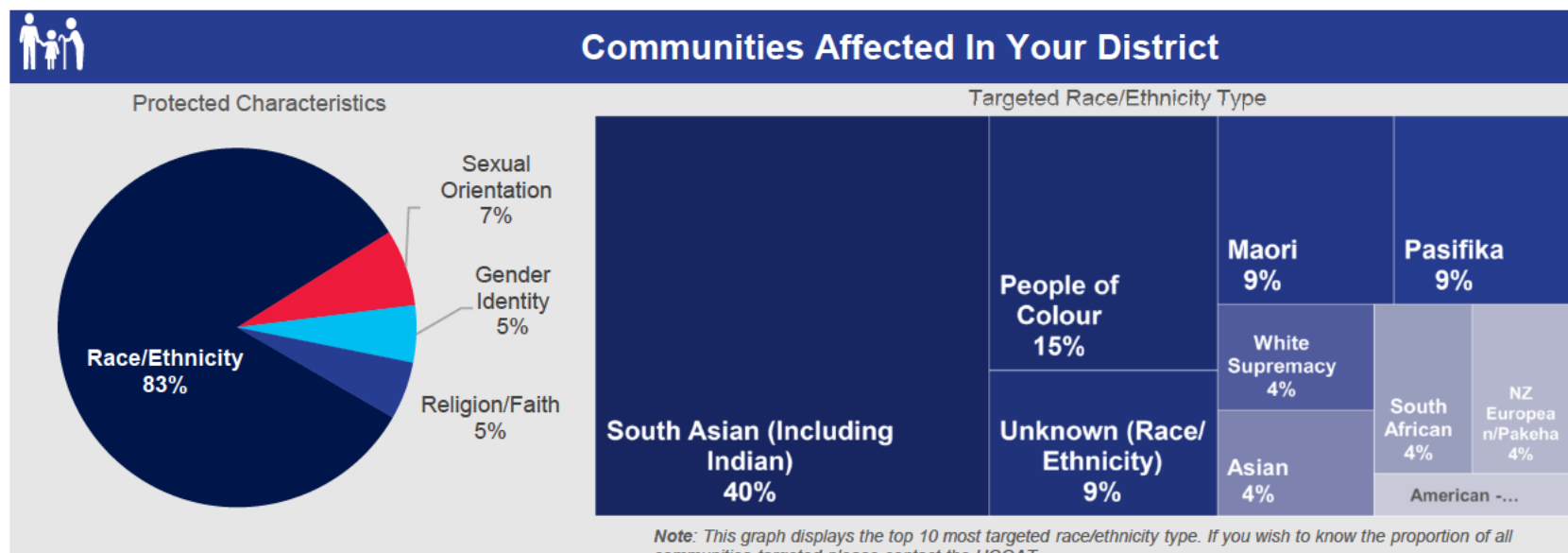
Oct to Dec 2023



NEW ZEALAND  
**POLICE**  
Ngā Pirihimana o Aotearoa

**Te Raranga**  
Standing together  
against hate crime

This report has been created for District Leadership, and provides data and insights from October to December 2023 (Quarter 4), will initially be produced quarterly. It is split into two parts; the left side consisting of data and insights from the [Hate Crime Quality Assurance Team \(HCQAT\)](#), the right side consisting of communication and training insights from [Te Raranga](#). Data provided by the HCQAT has been extracted from the HCQAT Audit Spreadsheet, [Hate Crime SAS Insights Report](#), and NIA via Business Objects. Further insights for your District and nationally can be found in [Hate Crime SAS Insights Report](#). Specific audit information relating to your District is also available on request.

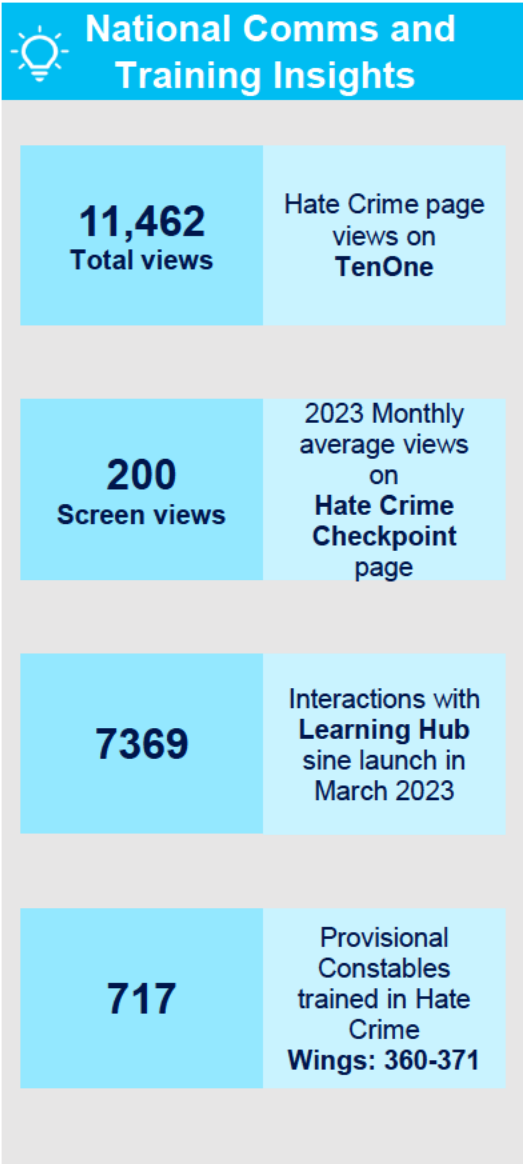
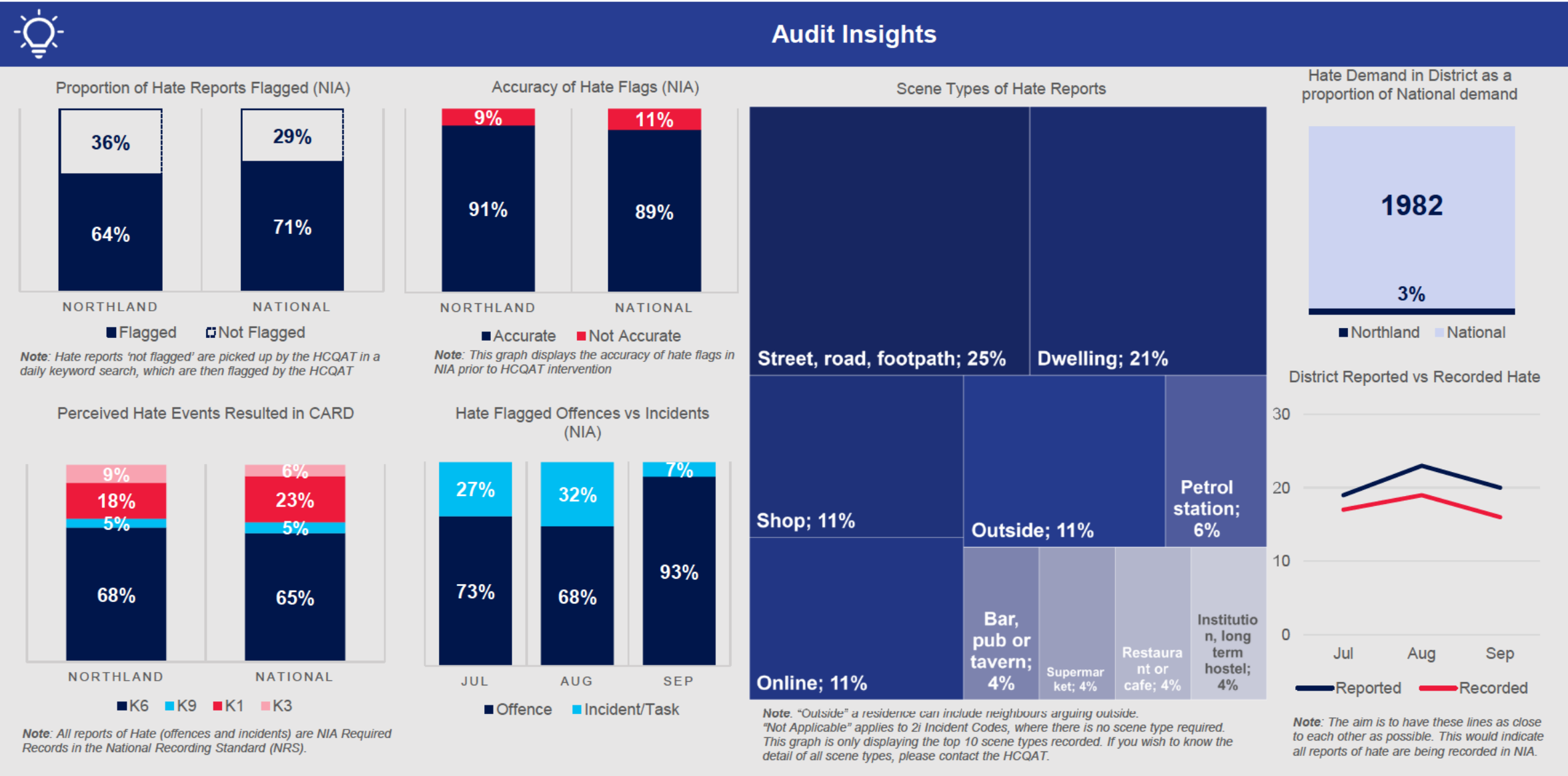
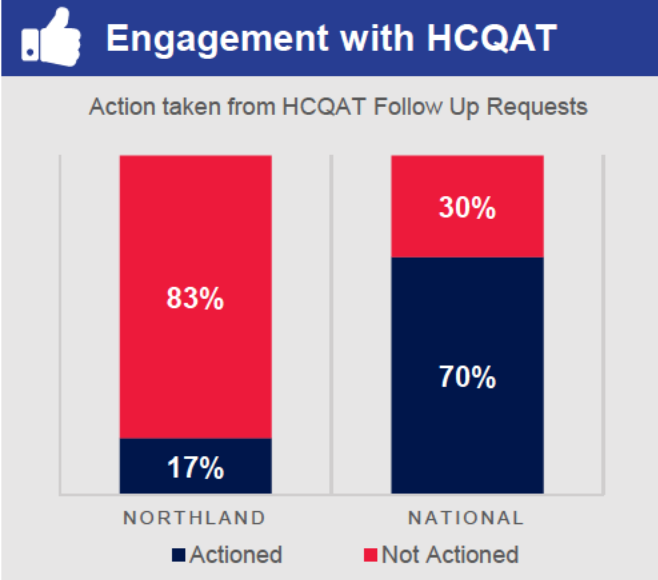
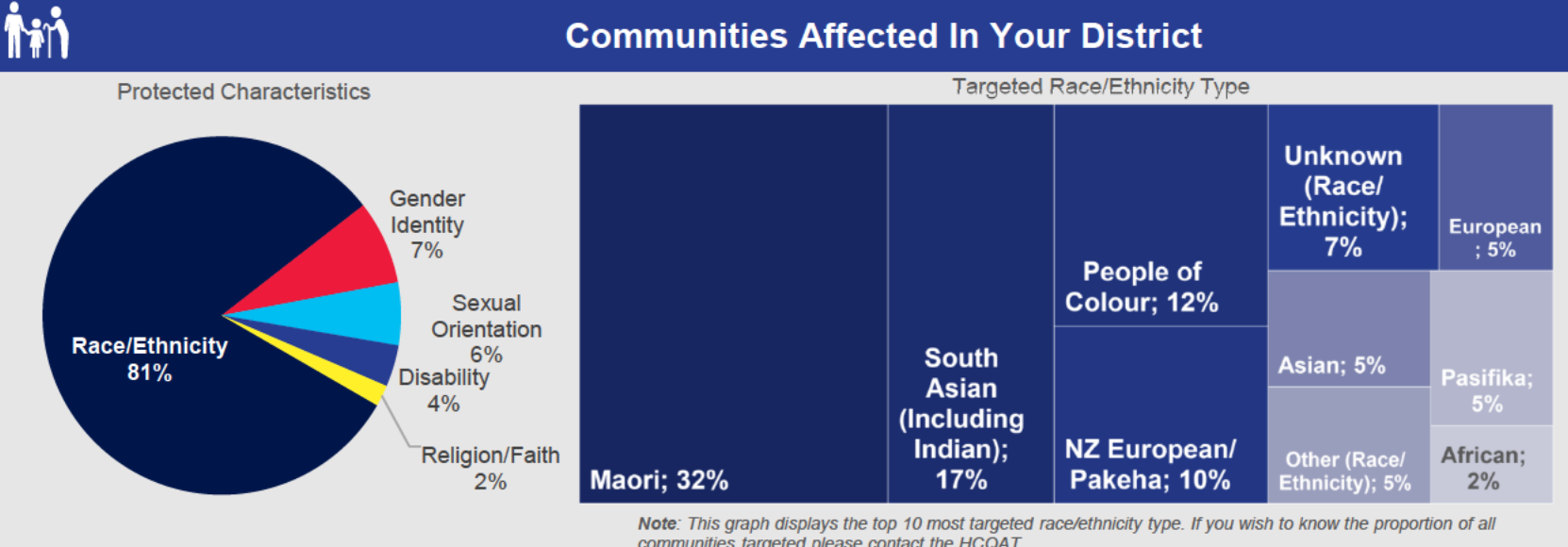


Northland District: Hate Crime Insights Dashboard

Jul to Sep 2023



This report has been created for District Leadership, and provides data and insights from April to June 2023 (Quarter 2), will initially be produced quarterly. It is split into two parts; the left side consisting of data and insights from the [Hate Crime Quality Assurance Team \(HCQAT\)](#), the right side consisting of communication and training insights from [Te Raranga](#). Data provided by the HCQAT has been extracted from the HCQAT Audit Spreadsheet, [Hate Crime SAS Insights Report](#), and NIA via Business Objects. Further insights for your District and nationally can be hate can be found in [Hate Crime SAS Insights Report](#). Specific audit information relating to your District is also available on request.





# Northland District: Hate Crime Insights Dashboard

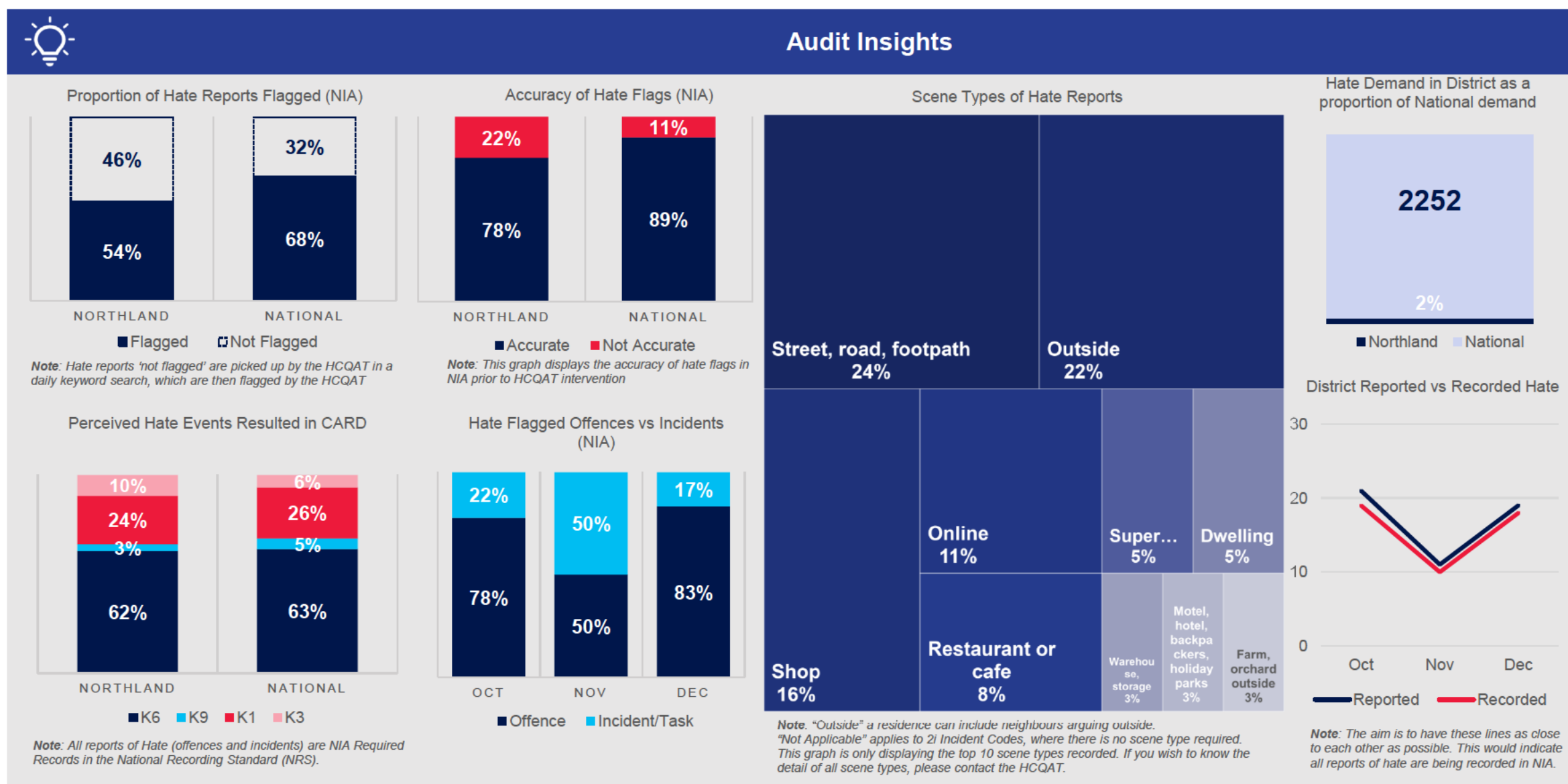
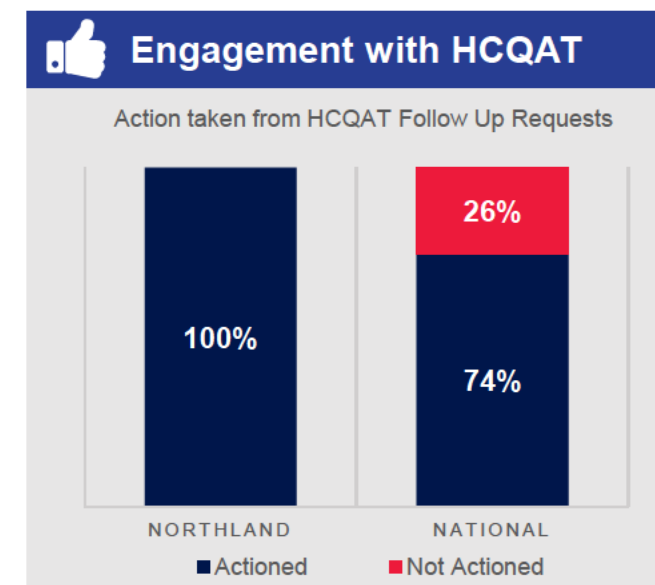
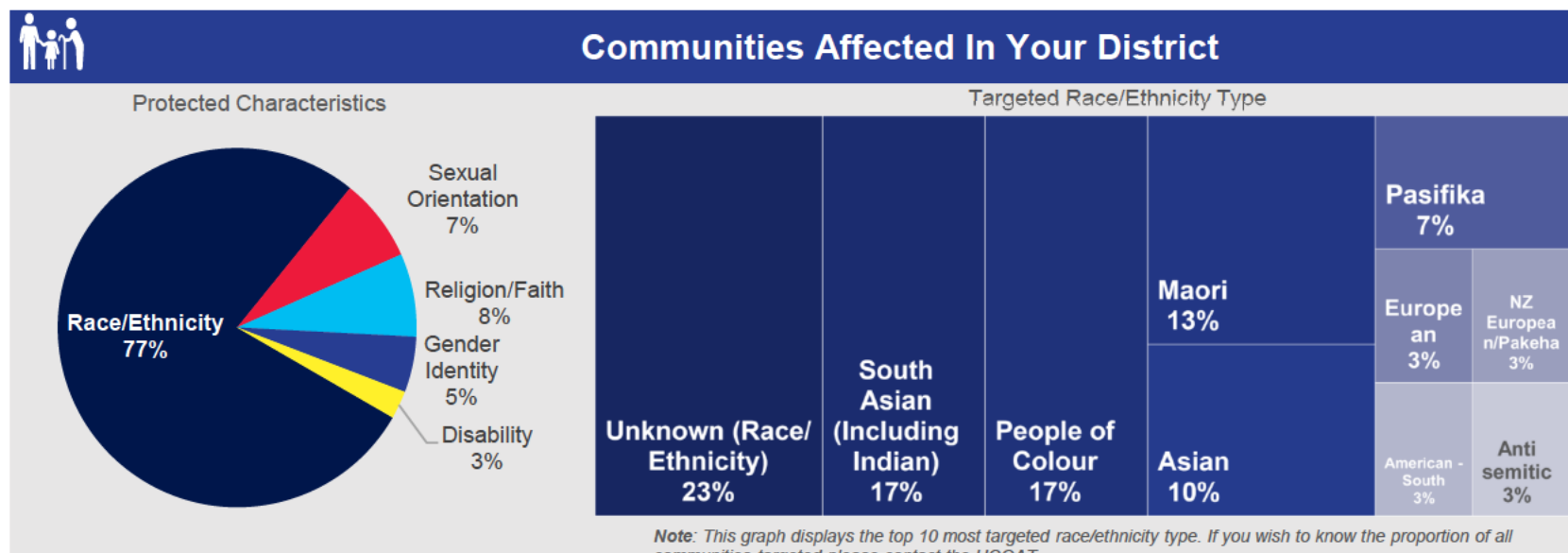
Oct to Dec 2023



NEW ZEALAND  
**POLICE**  
Ngā Pirihimana o Aotearoa

**Te Raranga**  
Standing together  
against hate crime

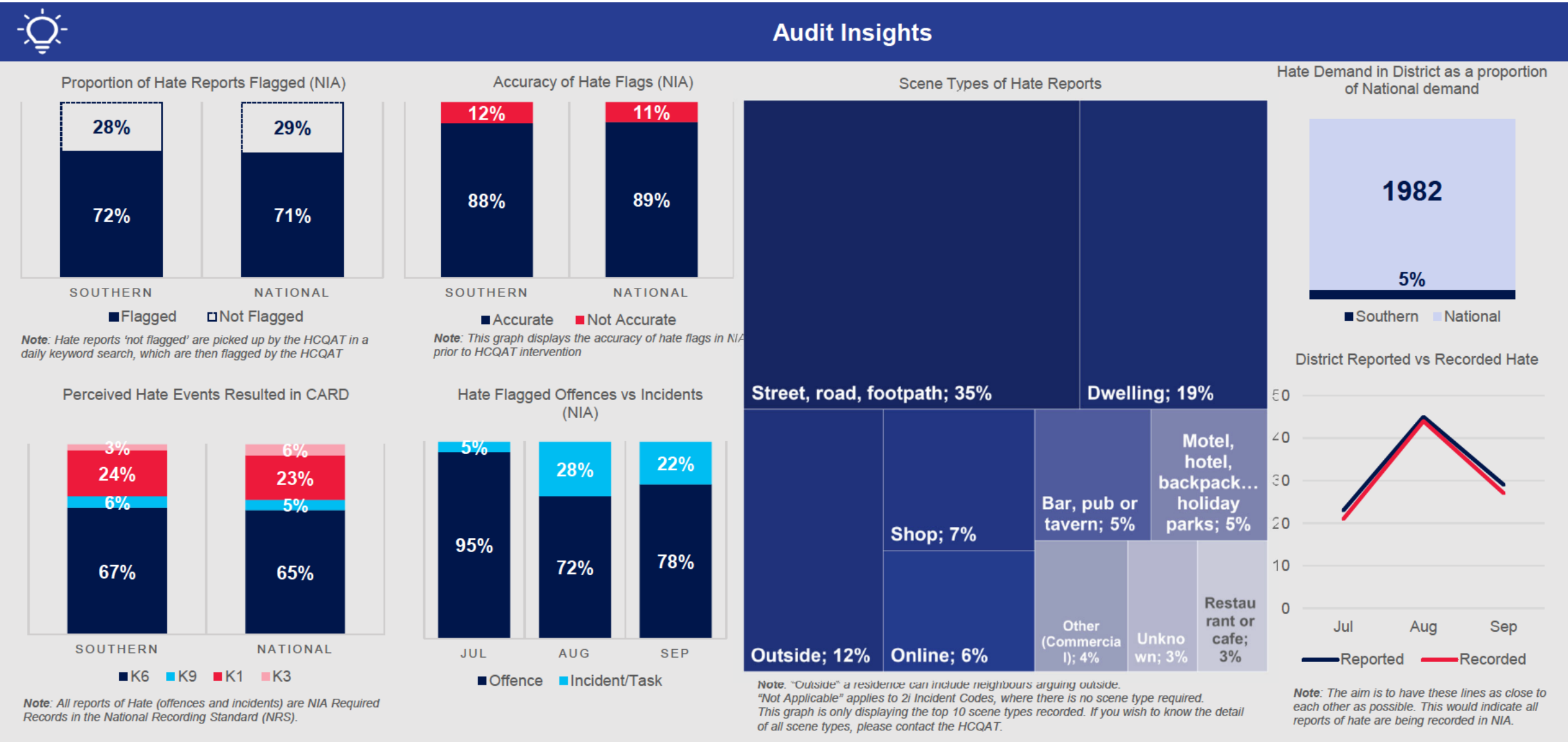
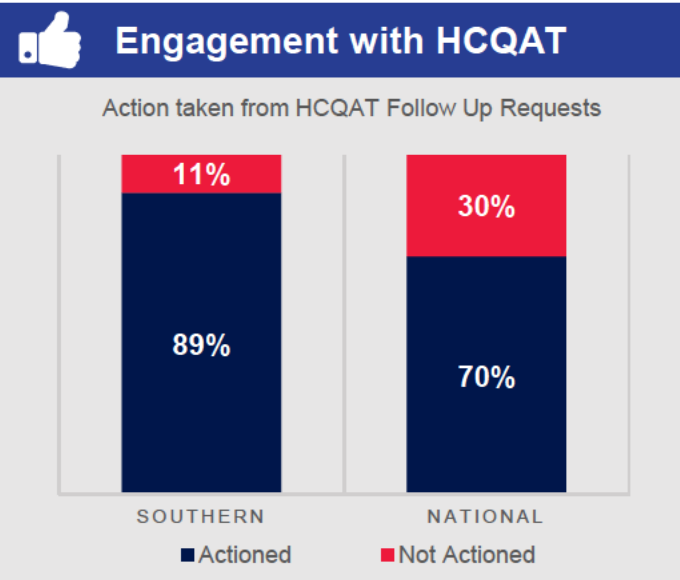
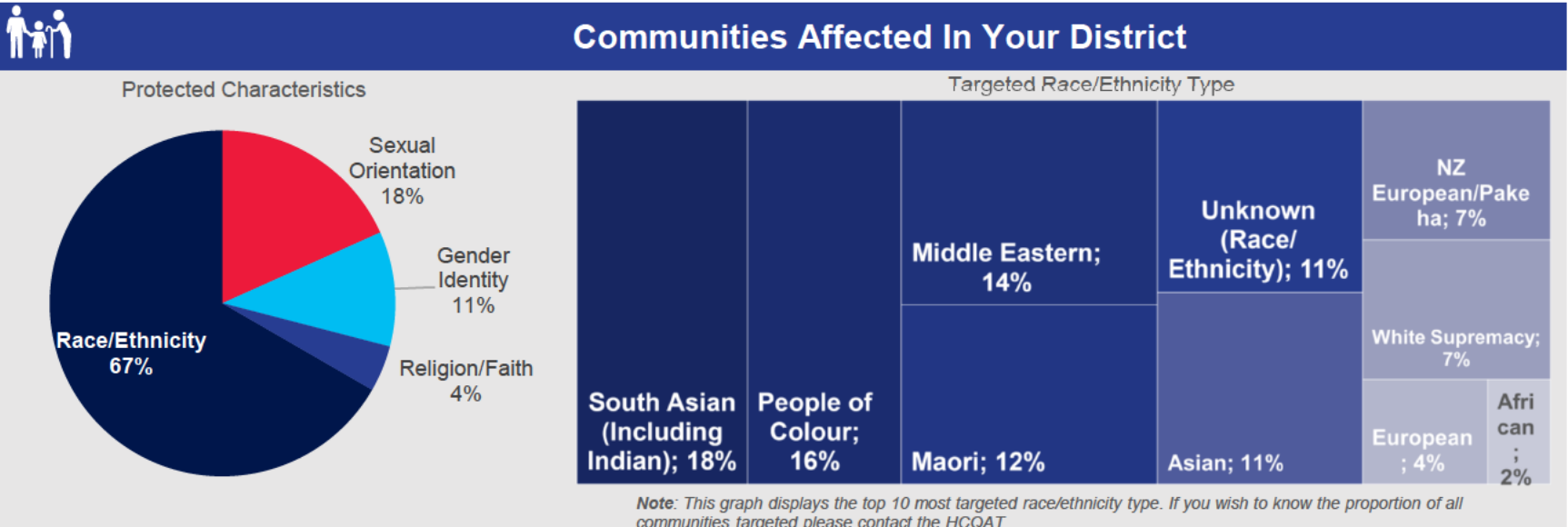
This report has been created for District Leadership, and provides data and insights from October to December 2023 (Quarter 4), will initially be produced quarterly. It is split into two parts; the left side consisting of data and insights from the [Hate Crime Quality Assurance Team \(HCQAT\)](#), the right side consisting of communication and training insights from [Te Raranga](#). Data provided by the HCQAT has been extracted from the HCQAT Audit Spreadsheet, [Hate Crime SAS Insights Report](#), and NIA via Business Objects. Further insights for your District and nationally can be found in [Hate Crime SAS Insights Report](#). Specific audit information relating to your District is also available on request.



# Southern District: Hate Crime Insights Dashboard

Jul to Sep 2023

This report has been created for District Leadership, and provides data and insights from April to June 2023 (Quarter 2), will initially be produced quarterly. It is split into two parts; the left side consisting of data and insights from the [Hate Crime Quality Assurance Team \(HCQAT\)](#), the right side consisting of communication and training insights from [Te Raranga](#). Data provided by the HCQAT has been extracted from the HCQAT Audit Spreadsheet, [Hate Crime SAS Insights Report](#), and NIA via Business Objects. Further insights for your District and nationally can be found in [Hate Crime SAS Insights Report](#). Specific audit information relating to your District is also available on request.





# Southern District: Hate Crime Insights Dashboard

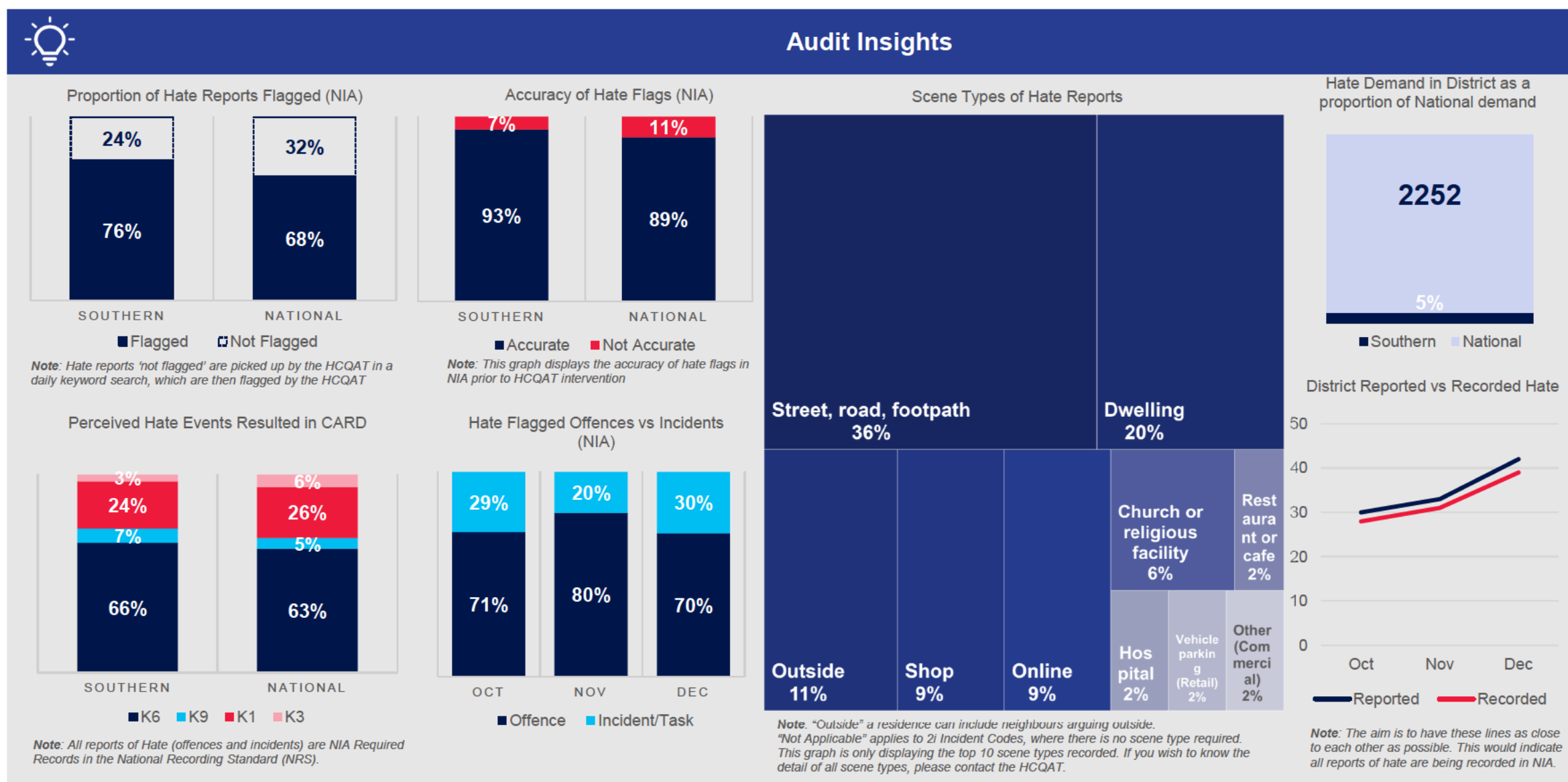
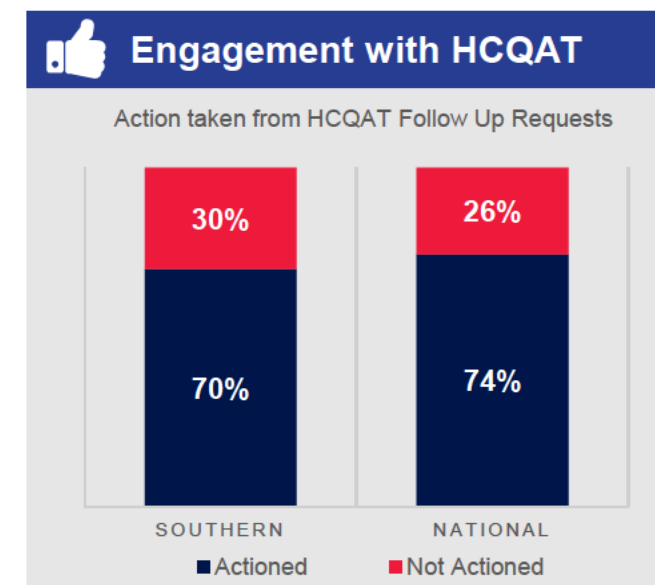
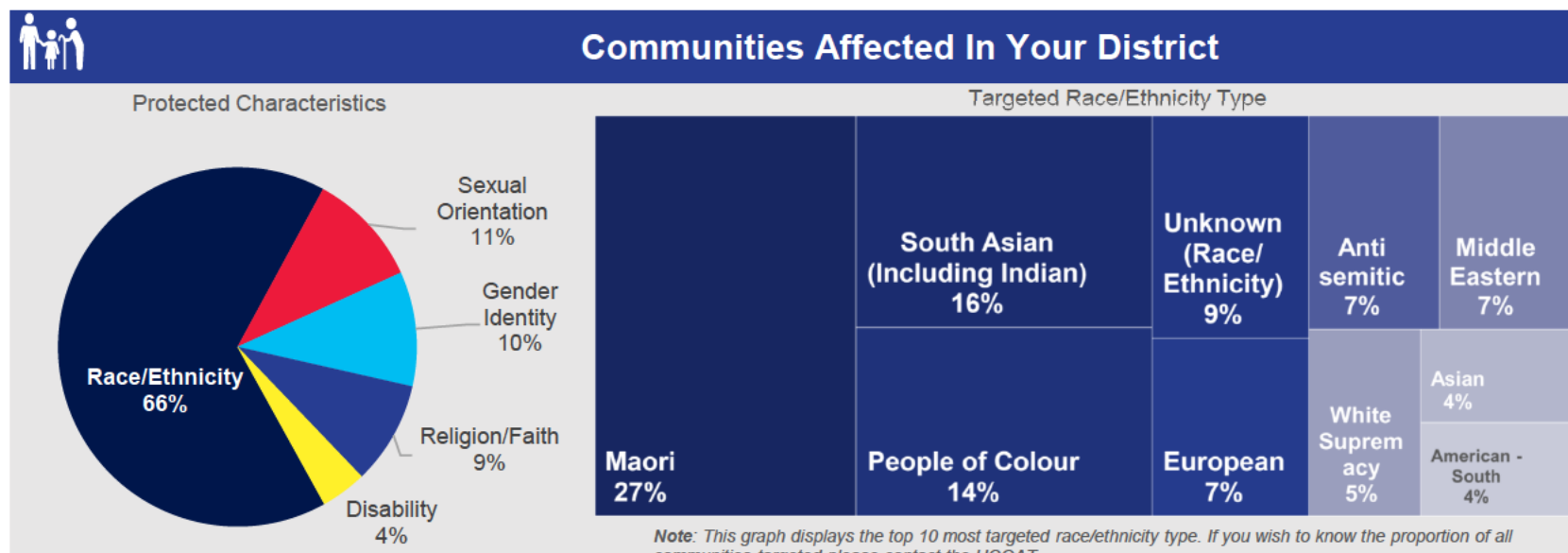
Oct to Dec 2023



NEW ZEALAND  
**POLICE**  
Ngā Pirihimana o Aotearoa

**Te Raranga**  
Standing together  
against hate crime

This report has been created for District Leadership, and provides data and insights from October to December 2023 (Quarter 4), will initially be produced quarterly. It is split into two parts; the left side consisting of data and insights from the [Hate Crime Quality Assurance Team \(HCQAT\)](#), the right side consisting of communication and training insights from [Te Raranga](#). Data provided by the HCQAT has been extracted from the HCQAT Audit Spreadsheet, [Hate Crime SAS Insights Report](#), and NIA via Business Objects. Further insights for your District and nationally can be found in [Hate Crime SAS Insights Report](#). Specific audit information relating to your District is also available on request.





# Tasman District: Hate Crime Insights Dashboard

Jul to Sep 2023



NEW ZEALAND  
**POLICE**  
Ngā Pirihimana o Aotearoa

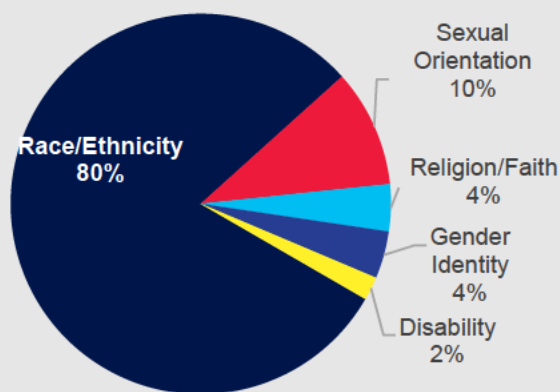
**Te Raranga**  
Standing together  
against hate crime

This report has been created for District Leadership, and provides data and insights from April to June 2023 (Quarter 2), will initially be produced quarterly. It is split into two parts; the left side consisting of data and insights from the [Hate Crime Quality Assurance Team \(HCQAT\)](#), the right side consisting of communication and training insights from [Te Raranga](#). Data provided by the HCQAT has been extracted from the HCQAT Audit Spreadsheet, [Hate Crime SAS Insights Report](#), and NIA via Business Objects. Further insights for your District and nationally can be found in [Hate Crime SAS Insights Report](#). Specific audit information relating to your District is also available on request.

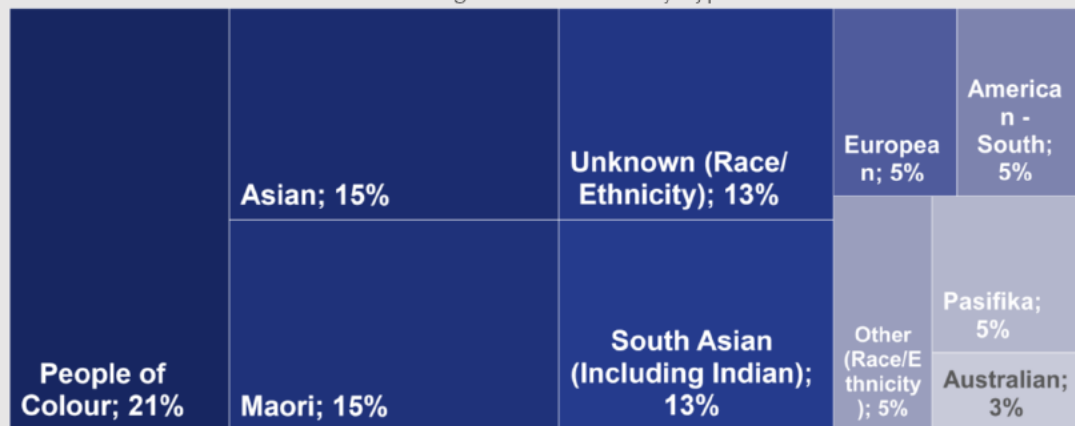


## Communities Affected In Your District

Protected Characteristics



Targeted Race/Ethnicity Type

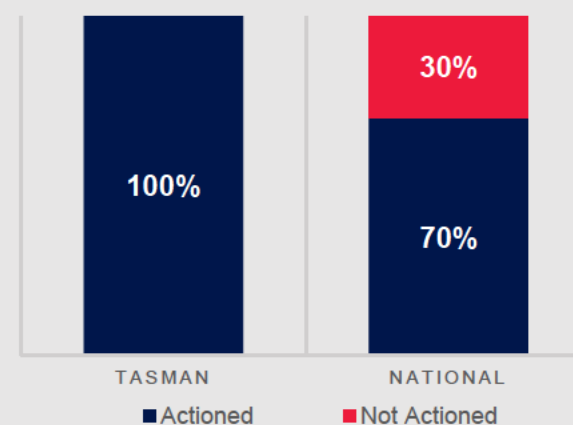


Note: This graph displays the top 10 most targeted race/ethnicity type. If you wish to know the proportion of all communities targeted please contact the HCQAT.



## Engagement with HCQAT

Action taken from HCQAT Follow Up Requests



## District Training Insights



**COMING SOON!**  
people have been trained in your District

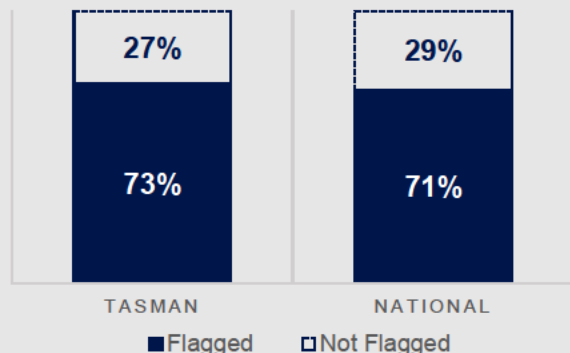


**COMING SOON!**  
people have completed the assessments



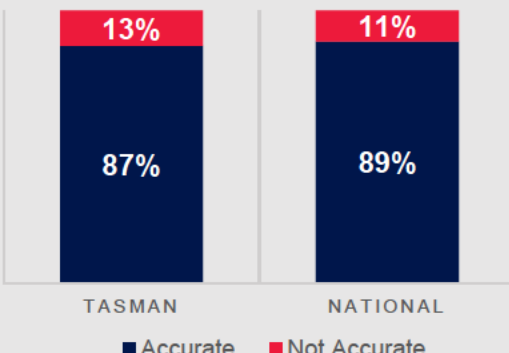
## Audit Insights

Proportion of Hate Reports Flagged (NIA)



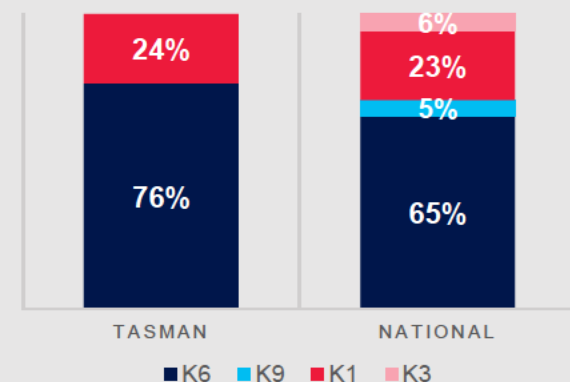
Note: Hate reports 'not flagged' are picked up by the HCQAT in a daily keyword search, which are then flagged by the HCQAT

Accuracy of Hate Flags (NIA)



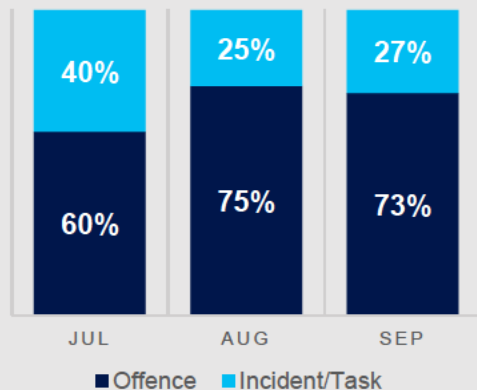
Note: This graph displays the accuracy of hate flags in NIA prior to HCQAT intervention

Perceived Hate Events Resulted in CARD

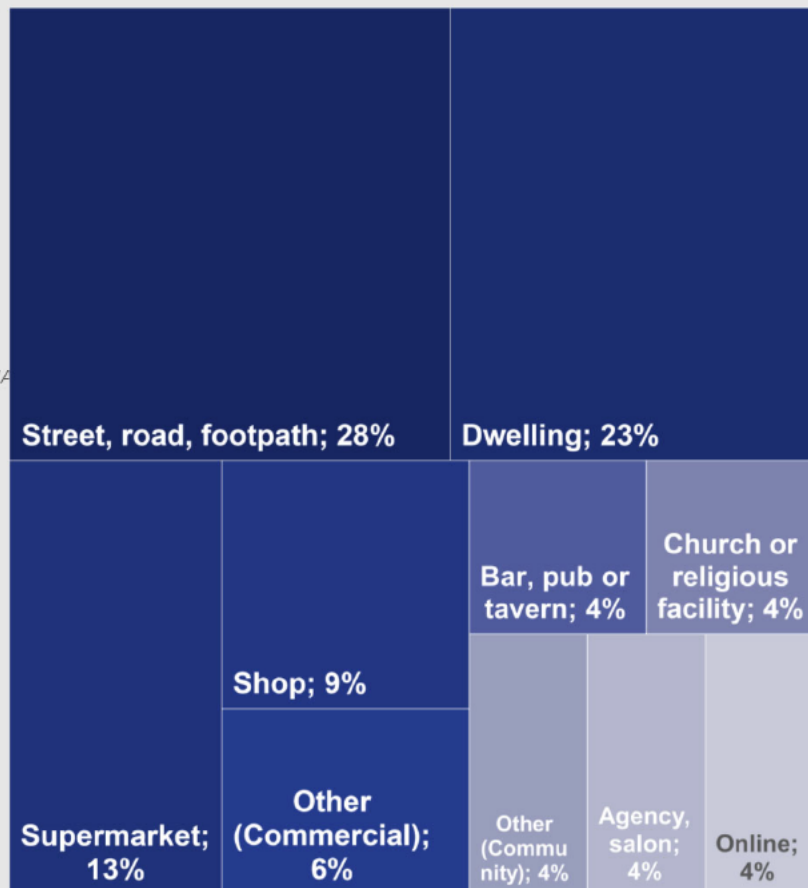


Note: All reports of Hate (offences and incidents) are NIA Required Records in the National Recording Standard (NRS).

Hate Flagged Offences vs Incidents (NIA)

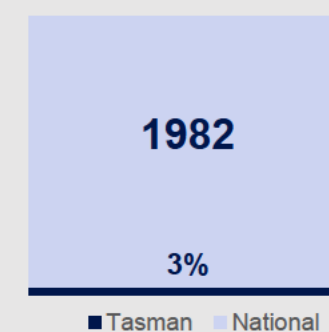


Scene Types of Hate Reports



Note: "Outside" a residence can include neighbours arguing outside.  
"Not Applicable" applies to 2i Incident Codes, where there is no scene type required.  
This graph is only displaying the top 10 scene types recorded. If you wish to know the detail of all scene types, please contact the HCQAT.

Hate Demand in District as a proportion of National demand



District Reported vs Recorded Hate



Note: The aim is to have these lines as close to each other as possible. This would indicate all reports of hate are being recorded in NIA.



## National Comms and Training Insights

**11,462**  
Total views

Hate Crime page views on TenOne

**200**  
Screen views

2023 Monthly average views on Hate Crime Checkpoint page

**7369**

Interactions with Learning Hub sine launch in March 2023

**717**

Provisional Constables trained in Hate Crime Wings: 360-371

# Tasman District: Hate Crime Insights Dashboard

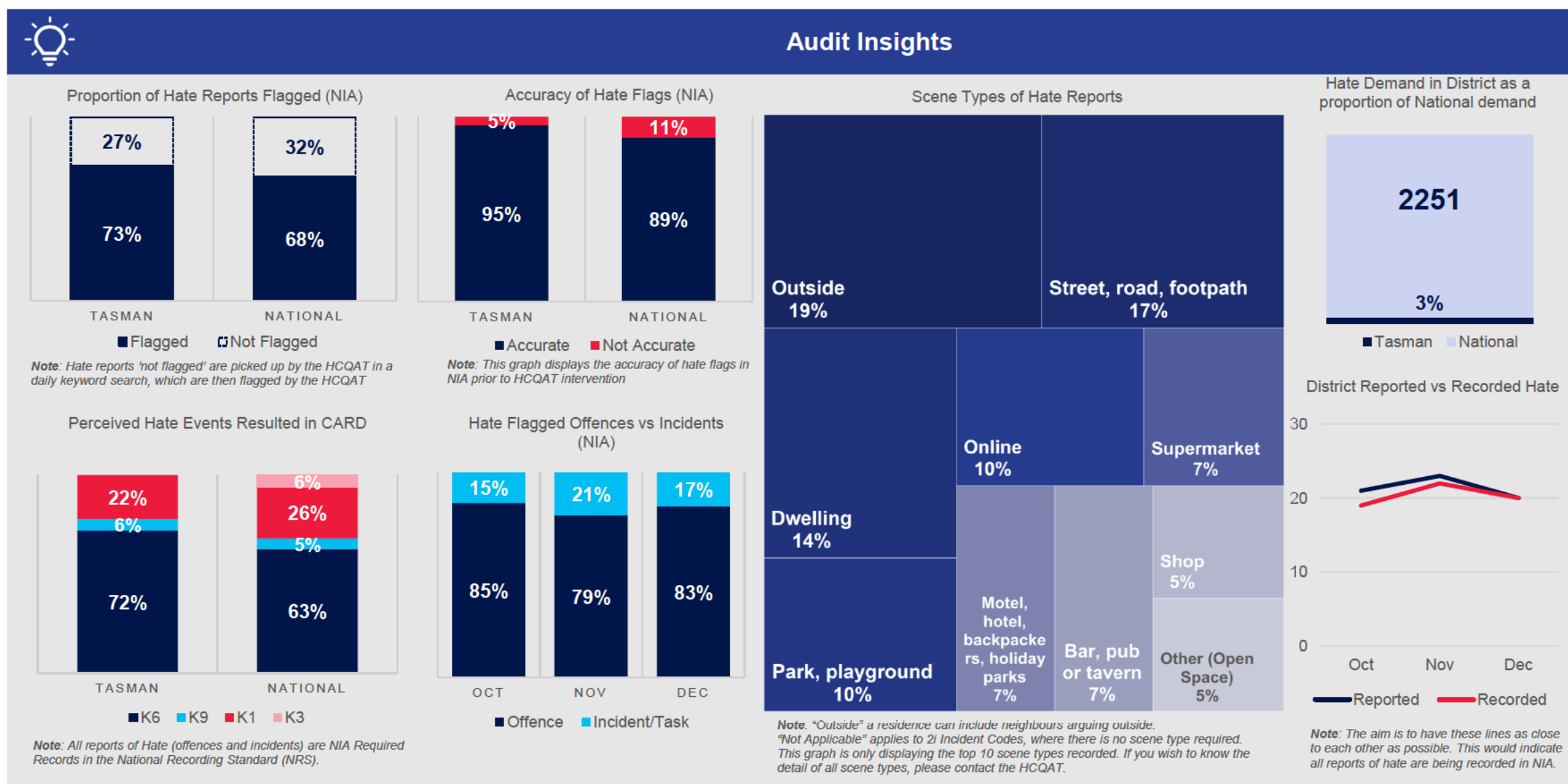
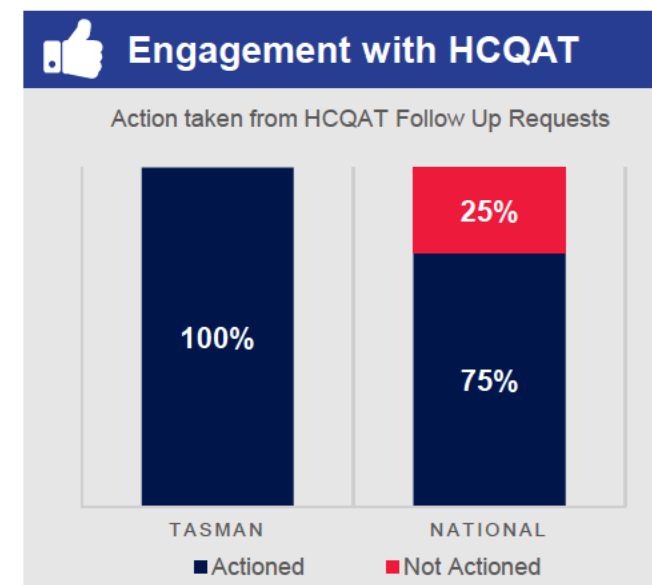
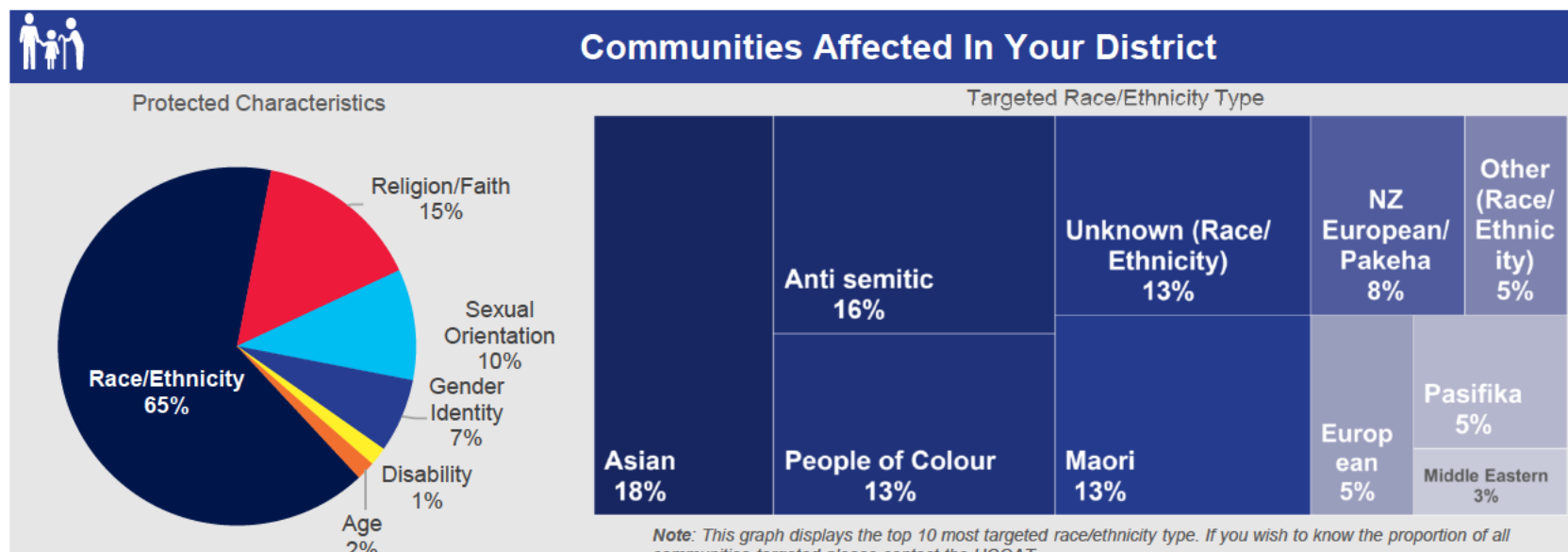
Oct to Dec 2023



NEW ZEALAND  
POLICE  
Ngā Pirihimana o Aotearoa

Te Raranga  
Standing together  
against hate crime

This report has been created for District Leadership, and provides data and insights from October to December 2023 (Quarter 4), will initially be produced quarterly. It is split into two parts; the left side consisting of data and insights from the [Hate Crime Quality Assurance Team \(HCQAT\)](#), the right side consisting of communication and training insights from [Te Raranga](#). Data provided by the HCQAT has been extracted from the HCQAT Audit Spreadsheet, [Hate Crime SAS Insights Report](#), and NIA via Business Objects. Further insights for your District and nationally can be found in [Hate Crime SAS Insights Report](#). Specific audit information relating to your District is also available on request.



# Waikato District: Hate Crime Insights Dashboard

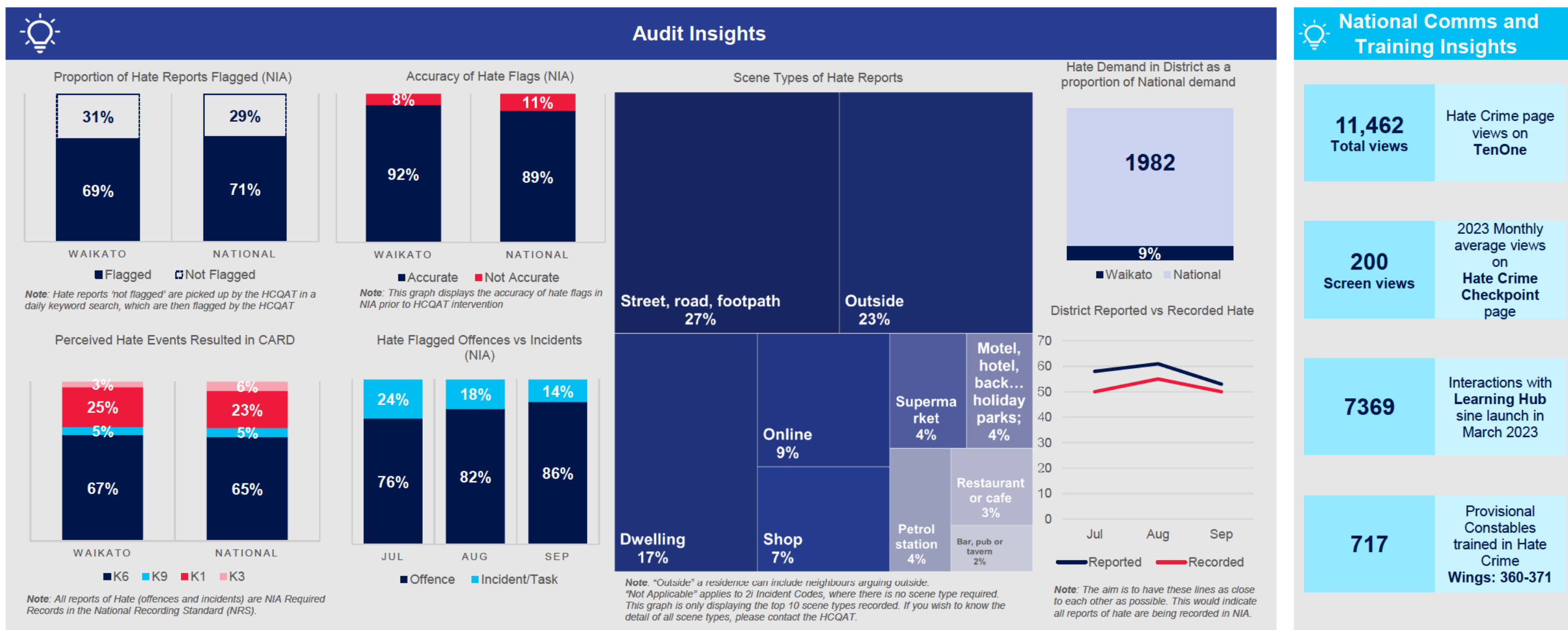
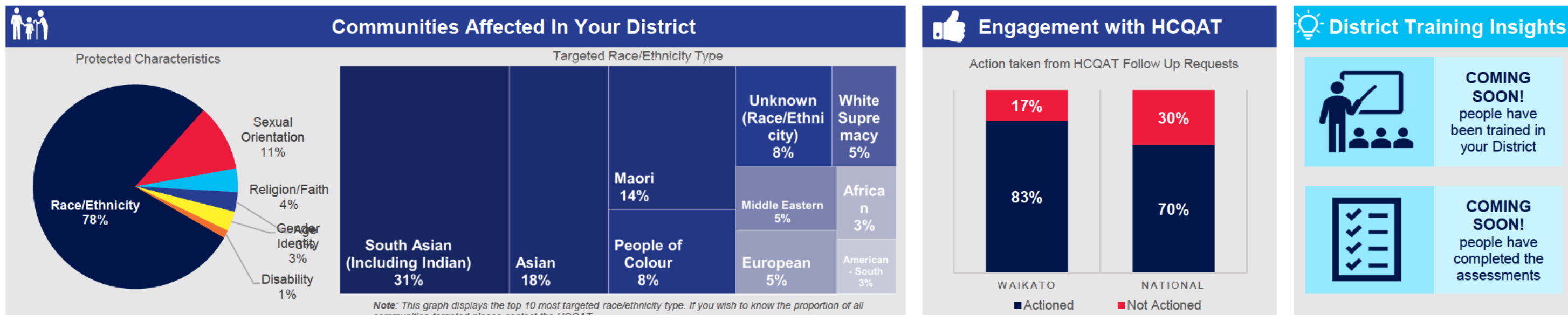
Jul to Sep 2023



NEW ZEALAND  
**POLICE**  
Ngā Pirihimana o Aotearoa

**Te Raranga**  
Standing together  
against hate crime

This report has been created for District Leadership, and provides data and insights from April to June 2023 (Quarter 2), will initially be produced quarterly. It is split into two parts; the left side consisting of data and insights from the [Hate Crime Quality Assurance Team \(HCQAT\)](#), the right side consisting of communication and training insights from [Te Raranga](#). Data provided by the HCQAT has been extracted from the HCQAT Audit Spreadsheet, [Hate Crime SAS Insights Report](#), and NIA via Business Objects. Further insights for your District and nationally can be found in [Hate Crime SAS Insights Report](#). Specific audit information relating to your District is also available on request.





# Waikato District: Hate Crime Insights Dashboard

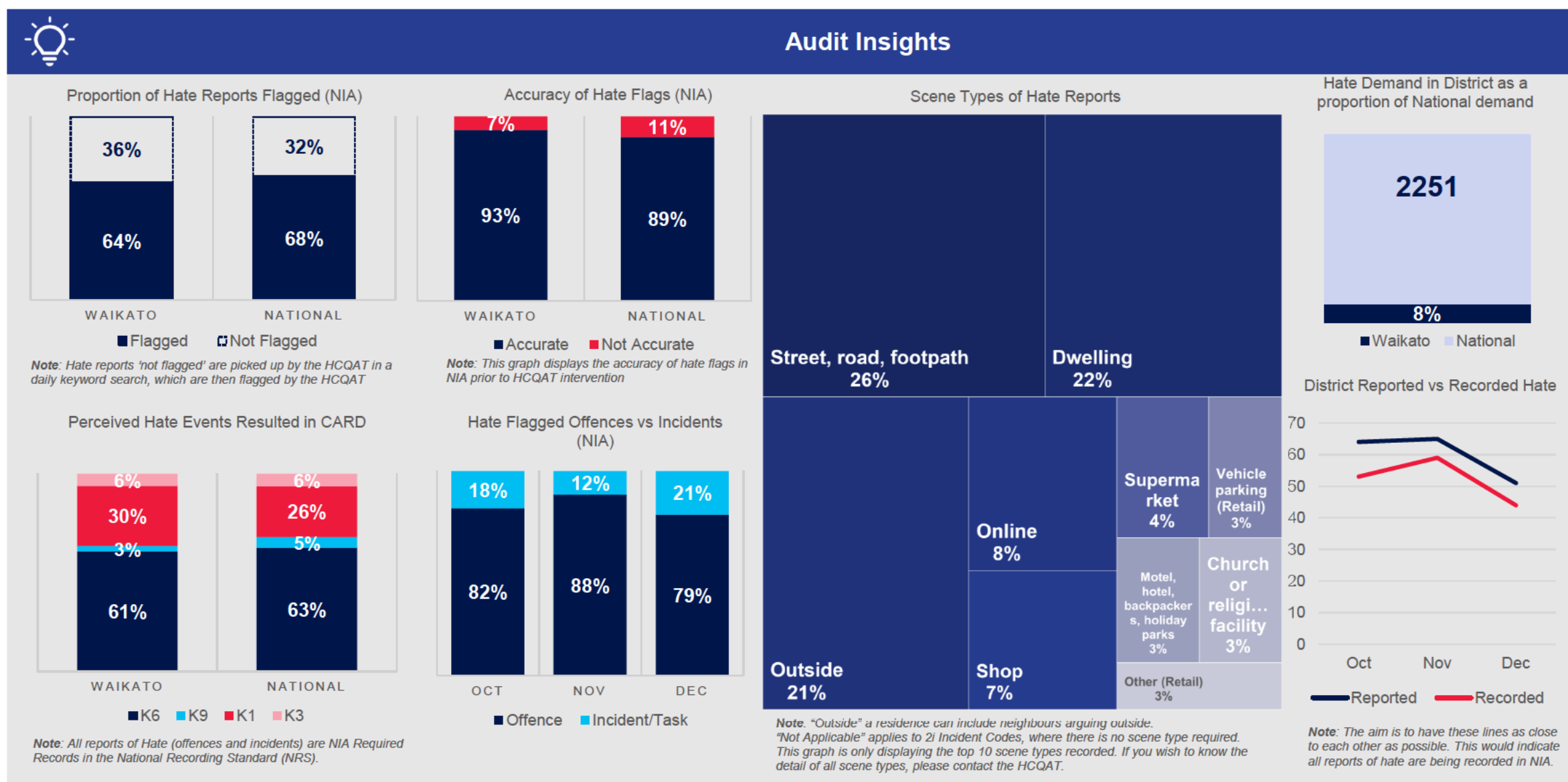
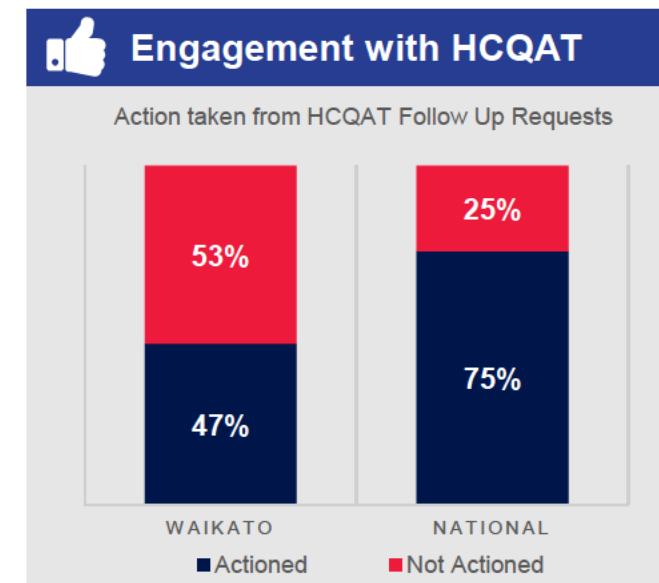

Oct to Dec 2023



NEW ZEALAND  
**POLICE**  
Ngā Pirihimana o Aotearoa

**Te Raranga**  
Standing together  
against hate crime

This report has been created for District Leadership, and provides data and insights from October to December 2023 (Quarter 4), will initially be produced quarterly. It is split into two parts; the left side consisting of data and insights from the [Hate Crime Quality Assurance Team \(HCQAT\)](#), the right side consisting of communication and training insights from [Te Raranga](#). Data provided by the HCQAT has been extracted from the HCQAT Audit Spreadsheet, [Hate Crime SAS Insights Report](#), and NIA via Business Objects. Further insights for your District and nationally can be found in [Hate Crime SAS Insights Report](#). Specific audit information relating to your District is also available on request.



# Waitematā District: Hate Crime Insights Dashboard

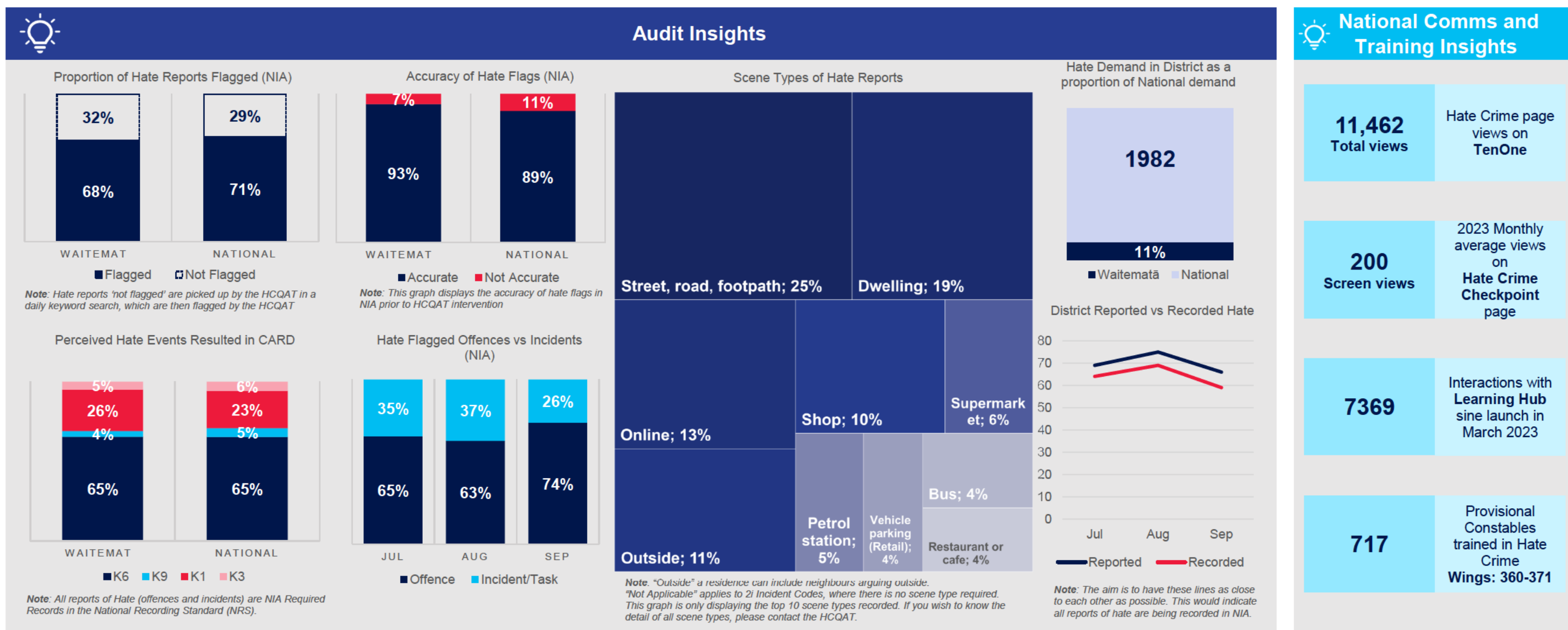
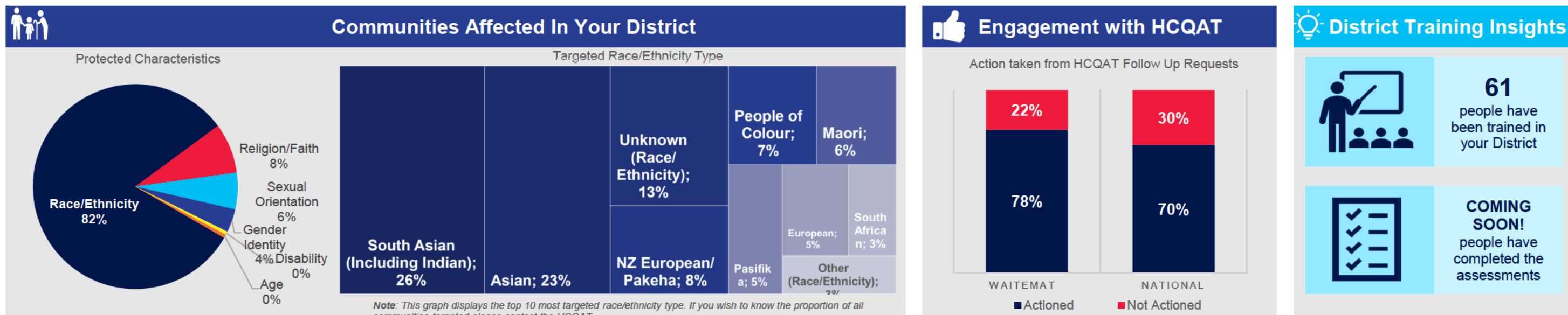
Jul to Sep 2023



NEW ZEALAND  
**POLICE**  
Ngā Pirihimana o Aotearoa

**Te Raranga**  
Standing together  
against hate crime

This report has been created for District Leadership, and provides data and insights from April to June 2023 (Quarter 2), will initially be produced quarterly. It is split into two parts; the left side consisting of data and insights from the [Hate Crime Quality Assurance Team \(HCQAT\)](#), the right side consisting of communication and training insights from [Te Raranga](#). Data provided by the HCQAT has been extracted from the HCQAT Audit Spreadsheet, [Hate Crime SAS Insights Report](#), and NIA via Business Objects. Further insights for your District and nationally can be found in [Hate Crime SAS Insights Report](#). Specific audit information relating to your District is also available on request.



# Waitematā District: Hate Crime Insights Dashboard

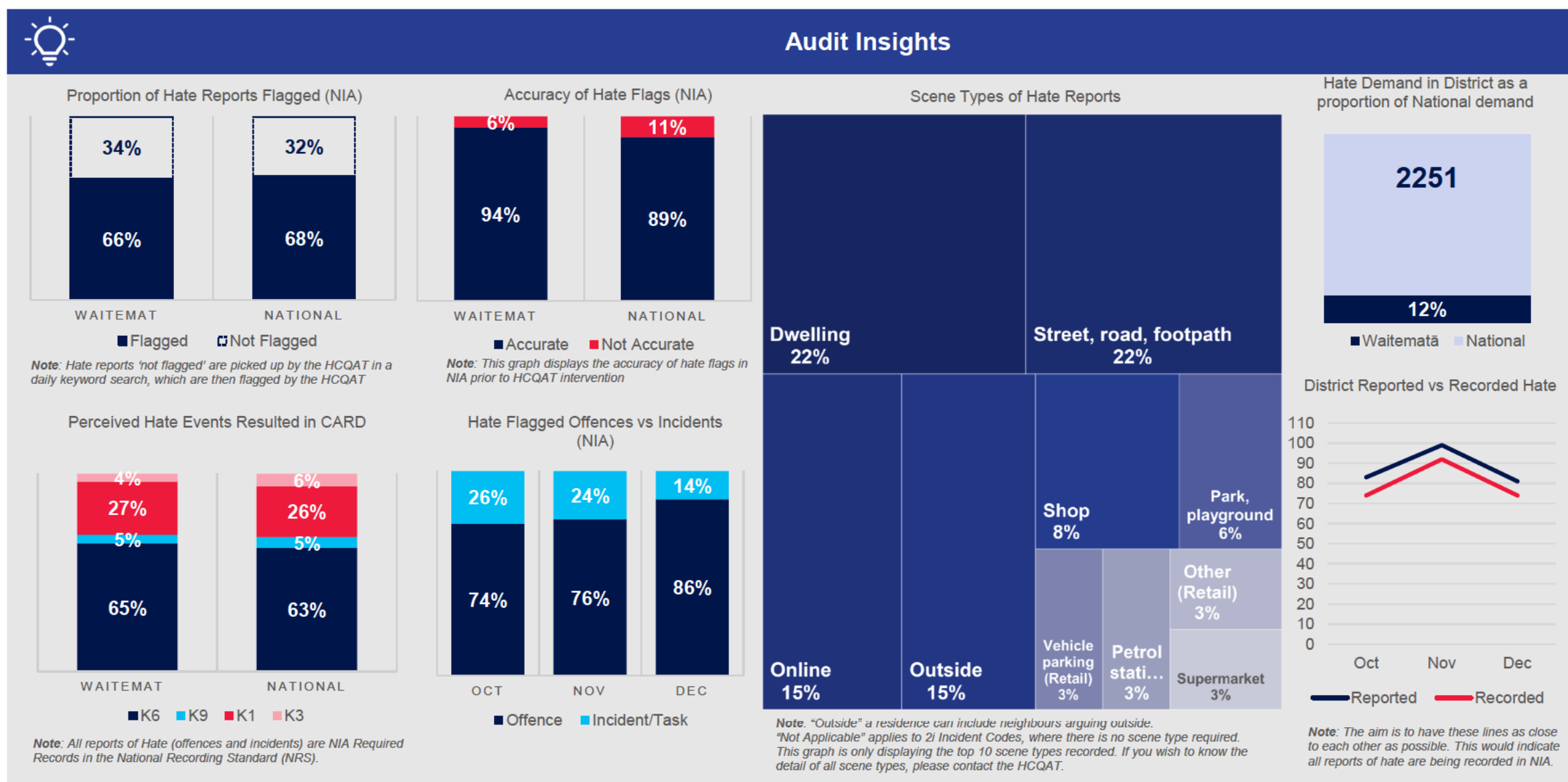
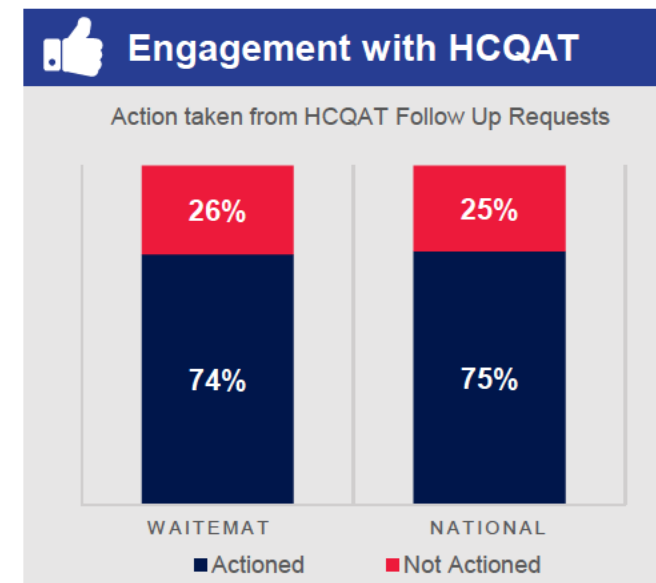
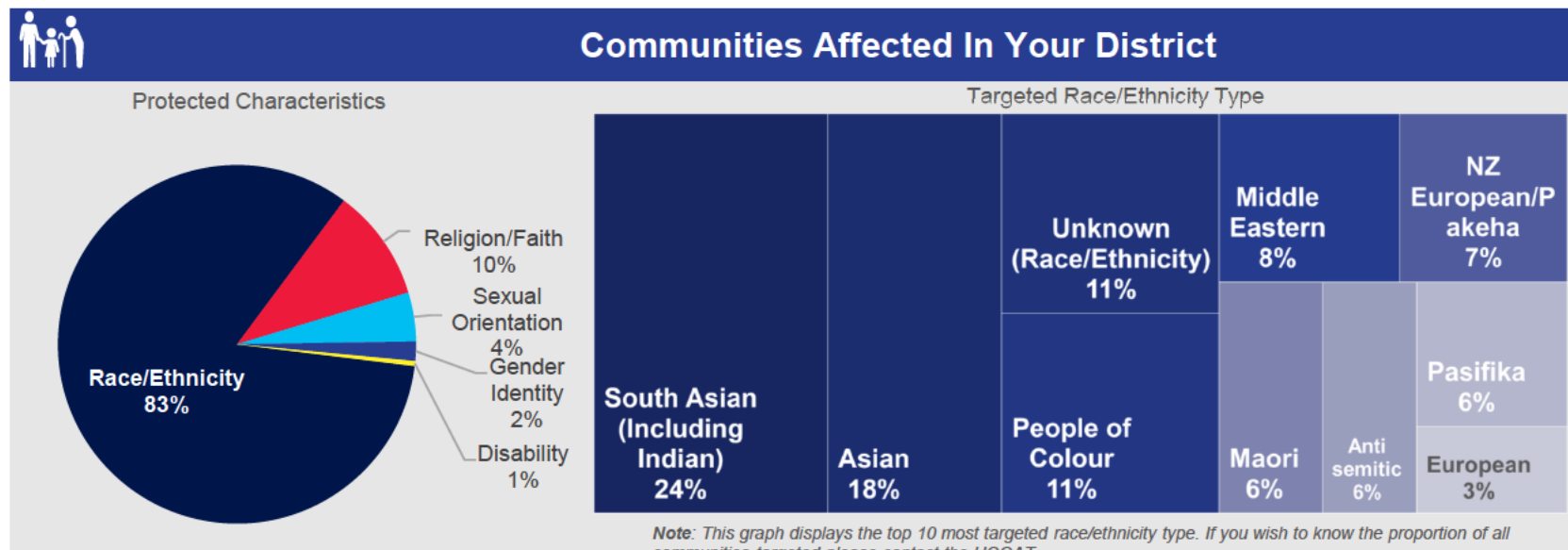
Oct to Dec 2023



NEW ZEALAND  
**POLICE**  
Ngā Pirihimana o Aotearoa

**Te Raranga**  
Standing together  
against hate crime

This report has been created for District Leadership, and provides data and insights from October to December 2023 (Quarter 4), will initially be produced quarterly. It is split into two parts; the left side consisting of data and insights from the [Hate Crime Quality Assurance Team \(HCQAT\)](#), the right side consisting of communication and training insights from [Te Raranga](#). Data provided by the HCQAT has been extracted from the HCQAT Audit Spreadsheet, [Hate Crime SAS Insights Report](#), and NIA via Business Objects. Further insights for your District and nationally can be found in [Hate Crime SAS Insights Report](#). Specific audit information relating to your District is also available on request.





# Wellington District: Hate Crime Insights Dashboard

Jul to Sep 2023



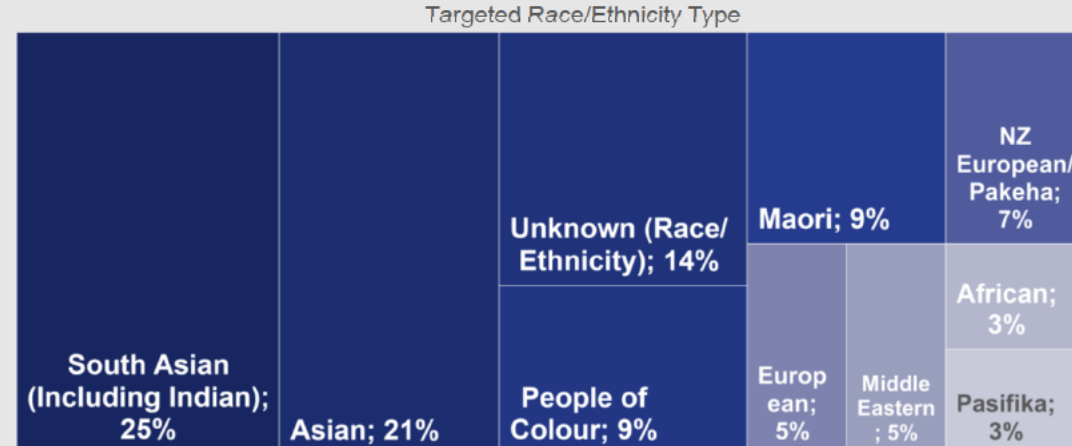
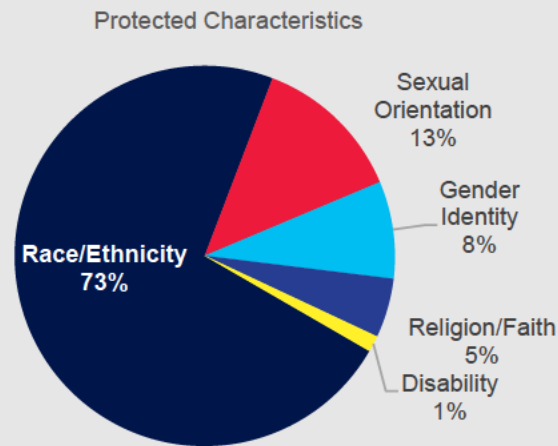
NEW ZEALAND  
**POLICE**  
Ngā Pirihimana o Aotearoa

**Te Raranga**  
Standing together  
against hate crime

This report has been created for District Leadership, and provides data and insights from April to June 2023 (Quarter 2), will initially be produced quarterly. It is split into two parts; the left side consisting of data and insights from the [Hate Crime Quality Assurance Team \(HCQAT\)](#), the right side consisting of communication and training insights from [Te Raranga](#). Data provided by the HCQAT has been extracted from the HCQAT Audit Spreadsheet, [Hate Crime SAS Insights Report](#), and NIA via Business Objects. Further insights for your District and nationally can be found in [Hate Crime SAS Insights Report](#). Specific audit information relating to your District is also available on request.



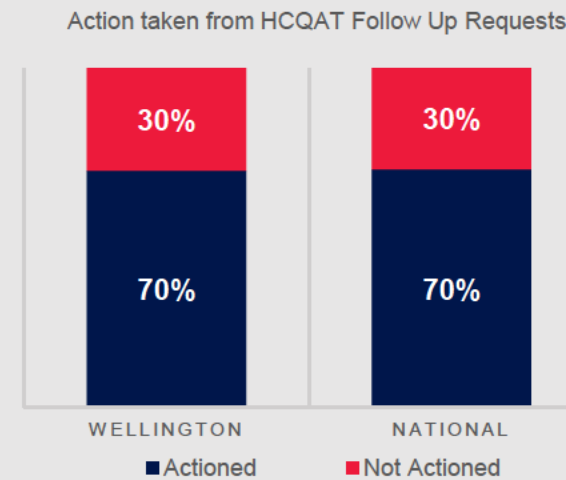
## Communities Affected In Your District



Note: This graph displays the top 10 most targeted race/ethnicity type. If you wish to know the proportion of all communities targeted please contact the HCQAT.



## Engagement with HCQAT



## District Training Insights



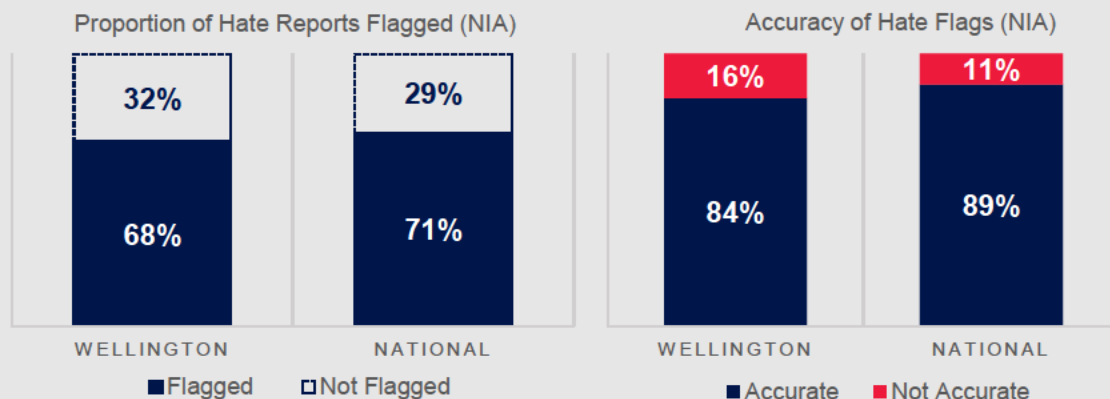
**COMING SOON!**  
people have been trained in your District



**COMING SOON!**  
people have completed the assessments

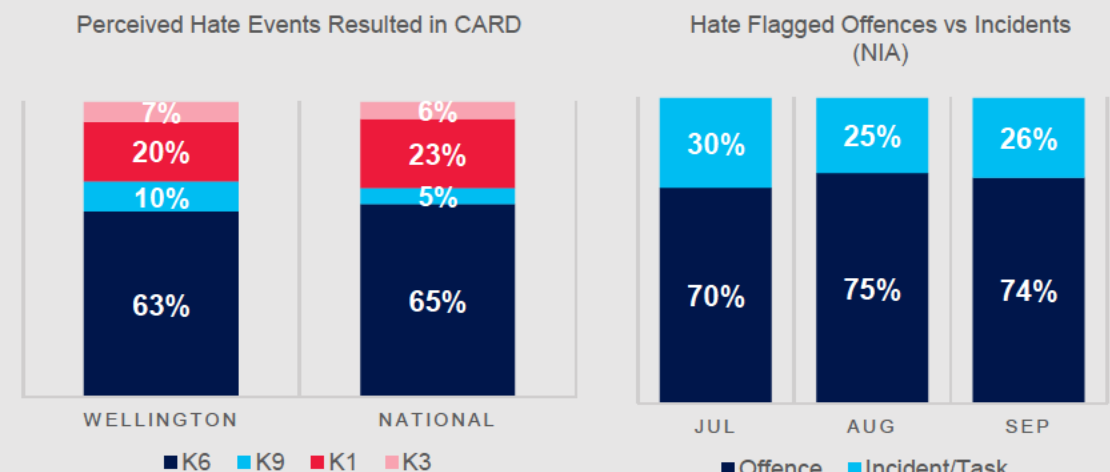


## Audit Insights



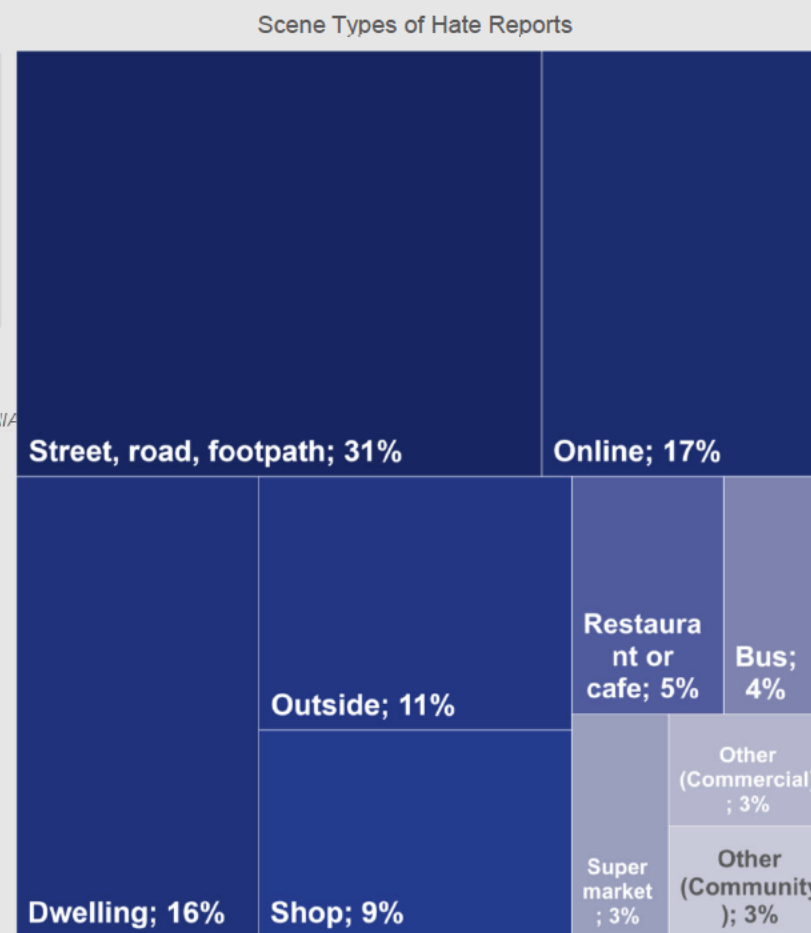
Note: Hate reports 'not flagged' are picked up by the HCQAT in a daily keyword search, which are then flagged by the HCQAT

Note: This graph displays the accuracy of hate flags in NIA prior to HCQAT intervention



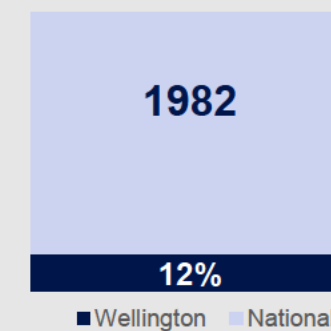
Note: All reports of Hate (offences and incidents) are NIA Required Records in the National Recording Standard (NRS).

Offence Incident/Task

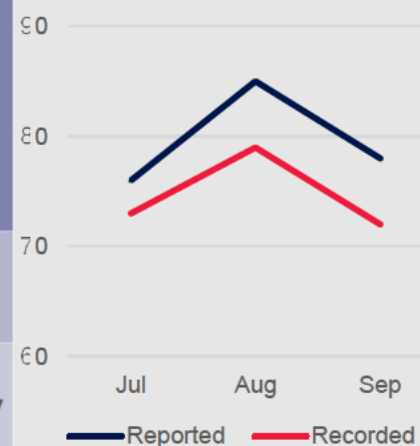


Note: "Outside" a residence can include neighbours arguing outside. "Not Applicable" applies to 2i Incident Codes, where there is no scene type required. This graph is only displaying the top 10 scene types recorded. If you wish to know the detail of all scene types, please contact the HCQAT.

## Hate Demand in District as a proportion of National demand



## District Reported vs Recorded Hate



Note: The aim is to have these lines as close to each other as possible. This would indicate all reports of hate are being recorded in NIA.



## National Comms and Training Insights

**11,462**  
Total views

Hate Crime page views on TenOne

**200**  
Screen views

2023 Monthly average views on Hate Crime Checkpoint page

**7369**

Interactions with Learning Hub sine launch in March 2023

**717**

Provisional Constables trained in Hate Crime Wings: 360-371

# Wellington District: Hate Crime Insights Dashboard

Oct to Dec 2023



NEW ZEALAND  
**POLICE**  
Ngā Pirihimana o Aotearoa

**Te Raranga**  
Standing together  
against hate crime

This report has been created for District Leadership, and provides data and insights from October to December 2023 (Quarter 4), will initially be produced quarterly. It is split into two parts; the left side consisting of data and insights from the [Hate Crime Quality Assurance Team \(HCQAT\)](#), the right side consisting of communication and training insights from [Te Raranga](#). Data provided by the HCQAT has been extracted from the HCQAT Audit Spreadsheet, [Hate Crime SAS Insights Report](#), and NIA via Business Objects. Further insights for your District and nationally can be found in [Hate Crime SAS Insights Report](#). Specific audit information relating to your District is also available on request.

