


# Cyclone Gabrielle Eastern District Daily Crime Report:

21 April 2023

Prepared by: Dr Sheree de Malmanche, Chief Data Scientist

Released by: Assistant Commissioner Bruce O'Brien, Deployment & Road Policing



## Summary:

Cyclone Gabrielle has been one of the most significant weather events to strike New Zealand in recent years. Police responded by increasing resources in Hawke's Bay and Tairāwhiti – two of the hardest hit areas of the country – immediately sending 145 staff to the region.

These staff supported district Police to undertake more than 300 reassurance activities each day, which included mobile and foot patrols in communities, providing general help and advice to people in flood-affected areas at their property, vehicle checks to ensure drivers had good reason to be out and about in the locations they were in, and following up reports of non-contactable people.

Police data shows crime in the Police Eastern District (which extends from Te Araroa, East Cape, to Porangahau, Central Hawke's Bay) increased for a short period after the cyclone hit.

Police acknowledge the impact this had on communities' feelings of safety at a time when they were already under stress from the effects of the disaster. In the days immediately following the cyclone, Police made the observation that crime appeared to be at normal levels. This was based on the communications and observations we were able to make at the time, recognising that there was difficulty with reporting as phone, internet communications and isolation impacted many areas.

Subsequent analysis of the reporting that came in after communications had been restored showed there had been an elevated level in some crimes, particularly family harm, burglaries, and violence and threats.

This was a short-term situation and crime levels quickly returned to what local Police would normally see reported. The only category to remain elevated was public order, including suspicious activity.

**(continued next page)**

## Summary continued:

In the week immediately after the cyclone hit, calls to 111 for Police assistance were nearly double the daily average – at 367 instead of the usual 190-200. But many of these were for flood-related support.

By the following week, the number of calls were largely back to normal levels. However, Police acknowledged this was occurring during an exceptionally vulnerable time for the community. As a result, Police continued to prioritise high visibility, and public reassurance.

Snapshot of Eastern District crime by the numbers:

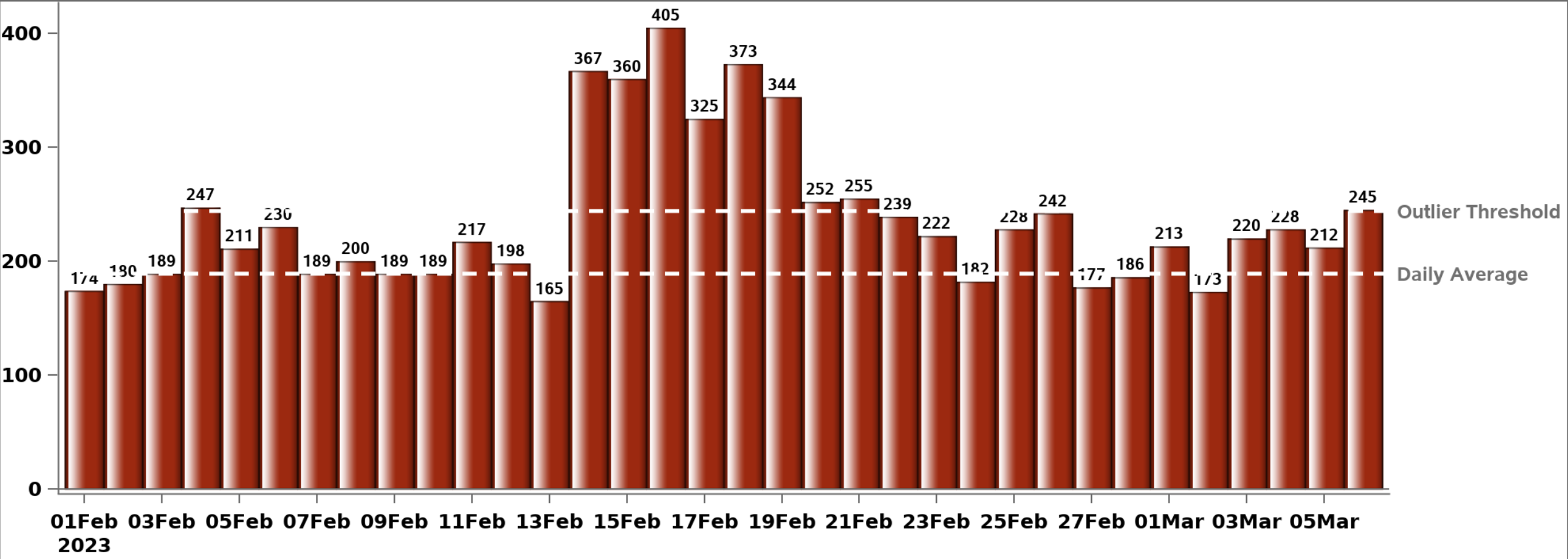
- burglaries: normally 6 a day, for 14-20 Feb there was an average of 13 a day, but from 21 Feb returned to normal levels
- family harm: normally 33 a day, for the week 14-20 Feb there was an average of 39 a day, and from 21 Feb returned to normal levels
- violence and threats: normally 11 reports a day, for 14-20 Feb there was an average of 15 a day, but from 21 Feb returned to normal levels
- public order incidents (including suspicious behaviour): normally 27 reports a day, for 14-20 Feb there was an average of 53 a day, and from 21 Feb-6 Mar stayed relatively high at 48 a day
- theft-related incidents (car theft, general theft, theft from cars, theft from shops): normally 21 a day, for 14-20 Feb there was an average of 12 a day, and from 21 Feb-6 Mar there were 13 a day

Police acknowledge the impact any increase in crime has had on people in the community, particularly in rural areas or communities feeling particularly vulnerable after such life-changing events. The mobile Police bases were a valuable asset in reaching some of those communities.

We have also worked hard to investigate all reports of crime and prosecute those responsible. For the two-week period from 18 February to 3 March, there were an average 21 arrests daily compared to the usual average of 16.

Calls to Police (via 111 and 105) made by the public in Eastern District in February 2023

Call source: Phone and/or Phone with Automatic Number Identification/Automatic Location Identification



Caveats:

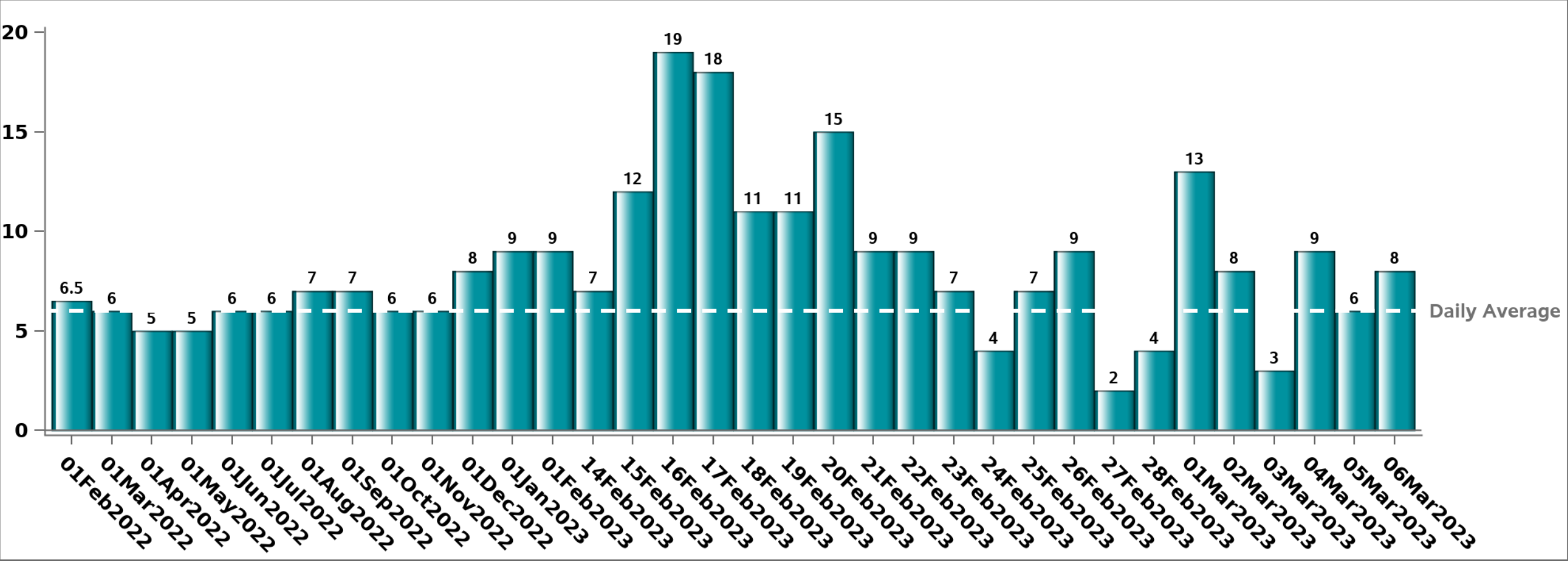
The statistics in this report are current as of 7 March 2023.

Please note that the data in this report relates to events recorded in Police’s Communication and Resource Deployment (CARD) system. When the Police Emergency Communication Centre (111) and the Police Service Centre (105) receive a request for service an event is entered in this system. The request can come from a member of the public or a Police officer. Several time and date stamps are entered as part of the event, from call entry and data entry start times, to event closure times. The date of reporting can vary depending on the date and/or the time stamp used, particularly if events span more than one day. This report uses the data entry time for reporting, due to it being the first available date and time for reporting. Call acceptance and dispatch times are also strongly correlated with this time (p-value <.0001). Please note that the data provided is sourced from dynamic operational Police databases and is subject to change.

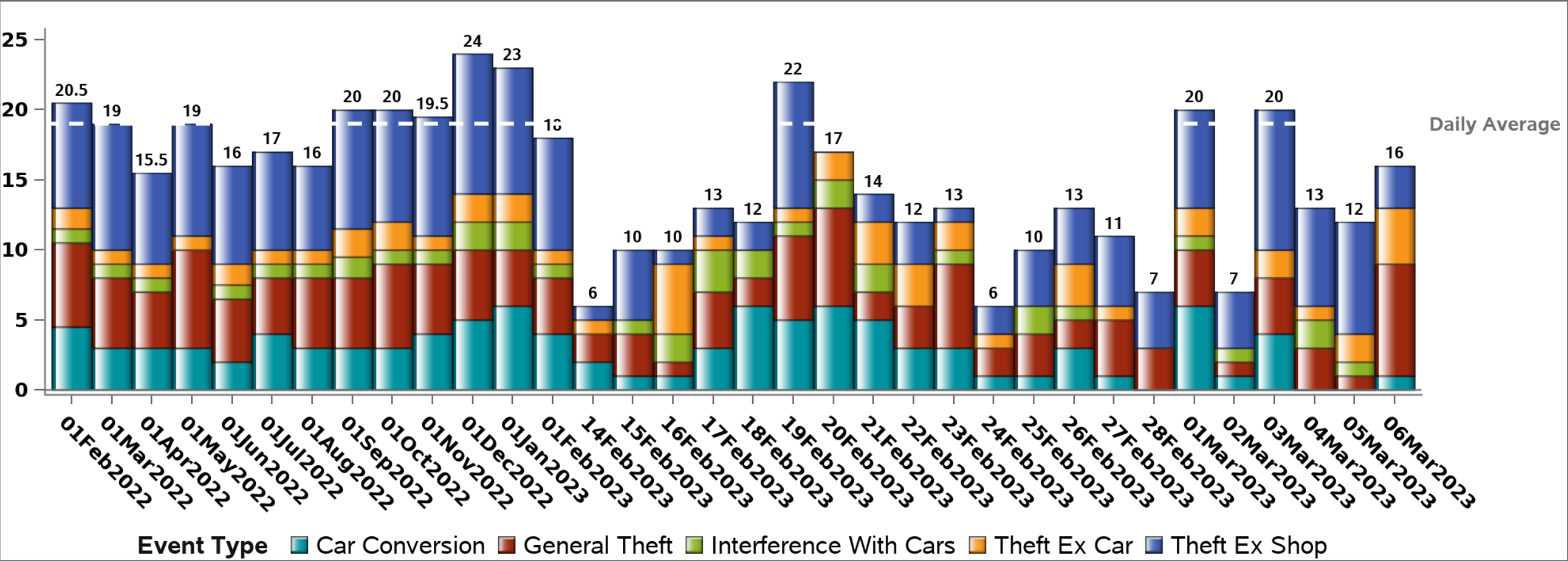


## The number of reports of Burglaries in Eastern District each day from 14 Feb 2023, compared to the daily average for the preceding 12 months

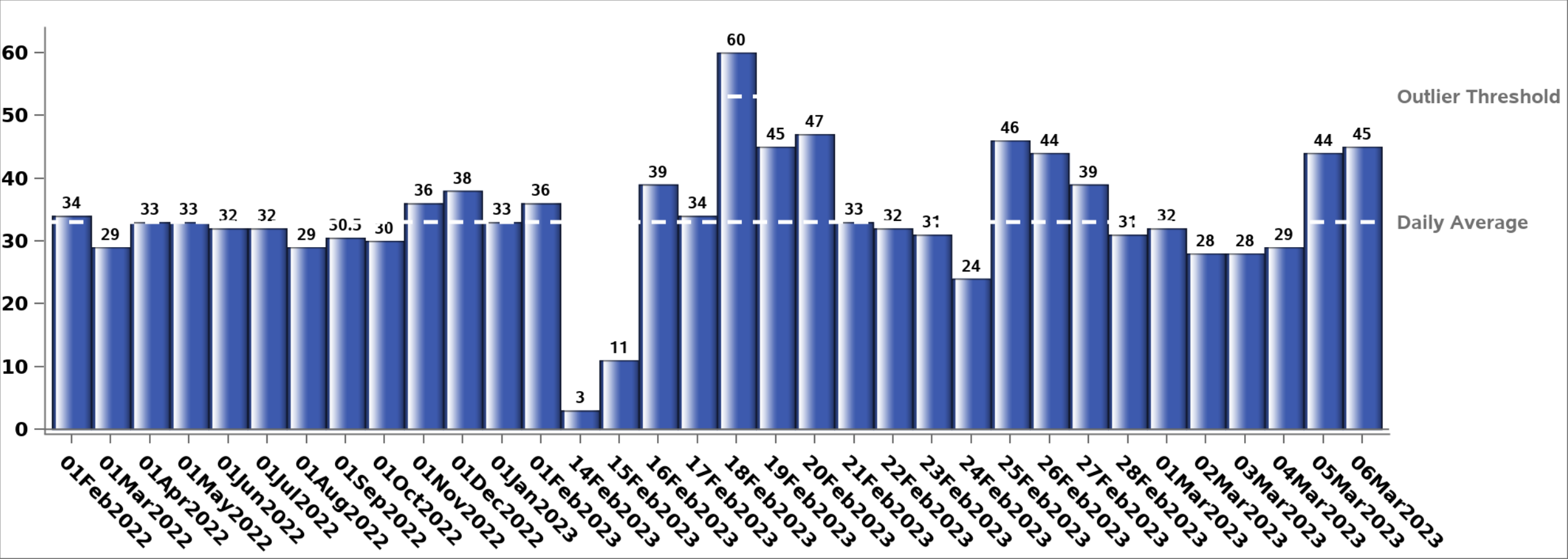
Post Cyclone Gabrielle, between 14-20 February 2023, burglaries significantly increased in the Eastern District, by an average of seven burglaries per day (p-value <0.001). But from 21 February 2023 burglaries returned to pre-Gabrielle levels.



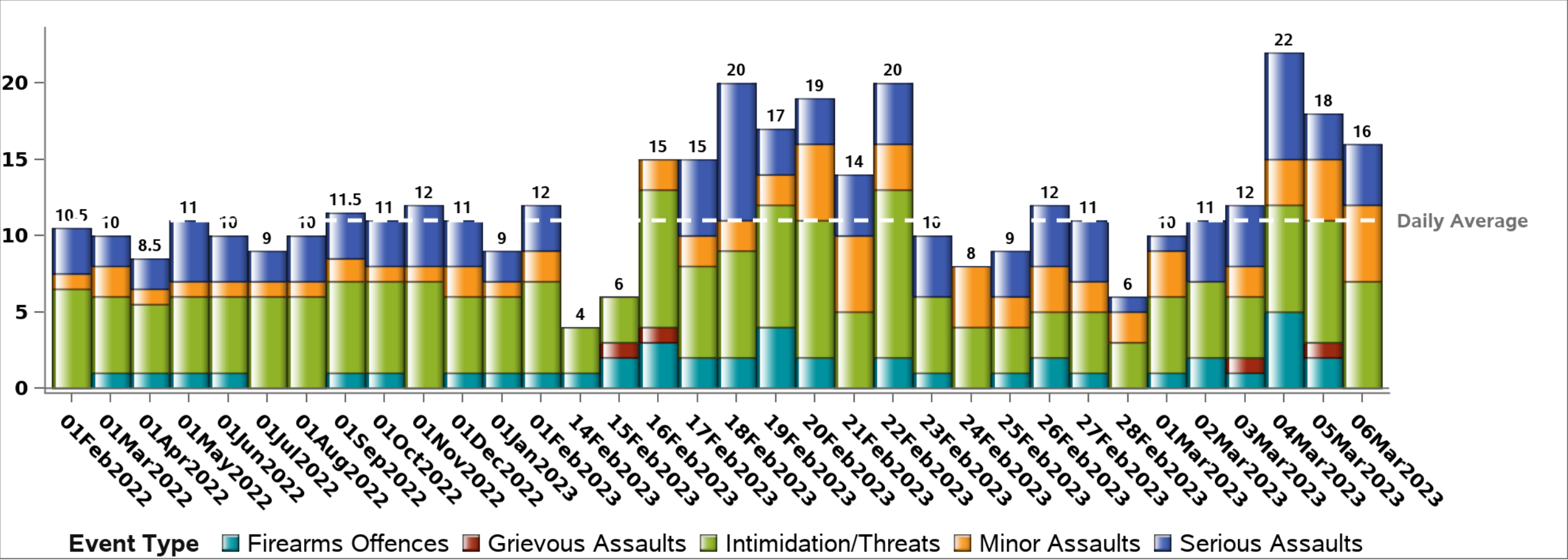
The number of reports of Theft related incidents in Eastern District each day from 14 Feb 2023, compared to the daily average for the preceding 12 months



The number of reports of Family Harm events in Eastern District each day from 14 Feb 2023, compared to the daily average for the preceding 12 months



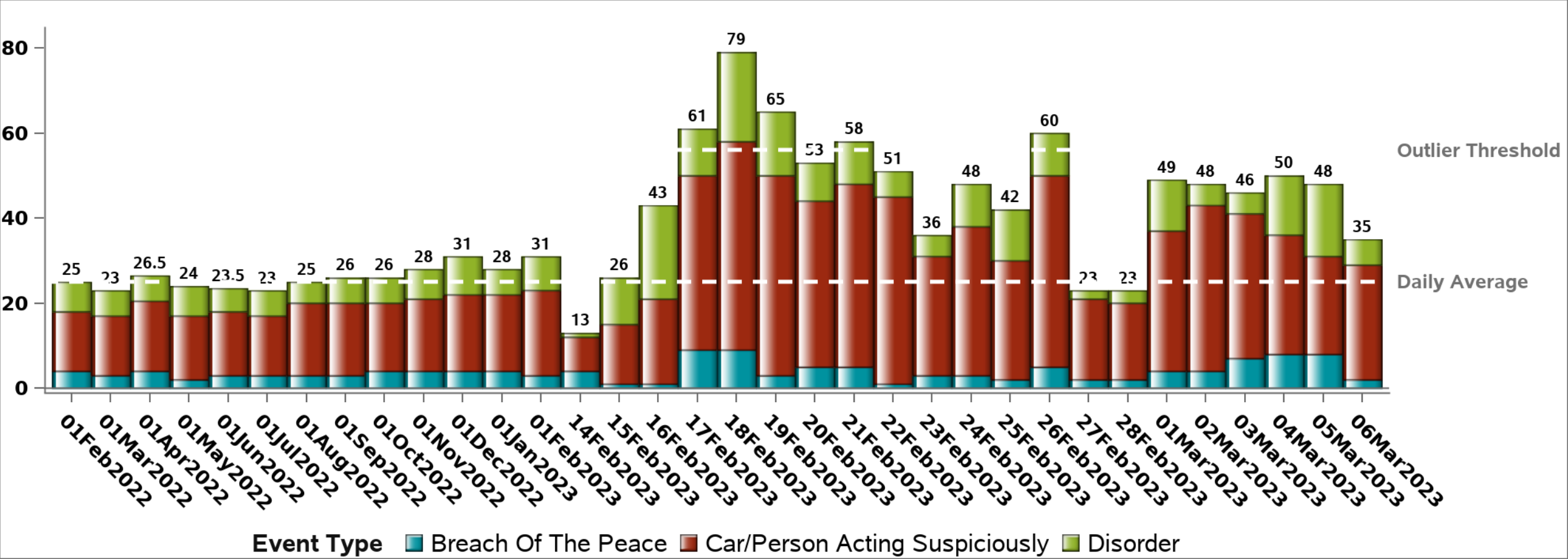
The number of reports of Violence and Threats related incidents in Eastern District each day from 14 Feb 2023, compared to the daily average for the preceding 12 months



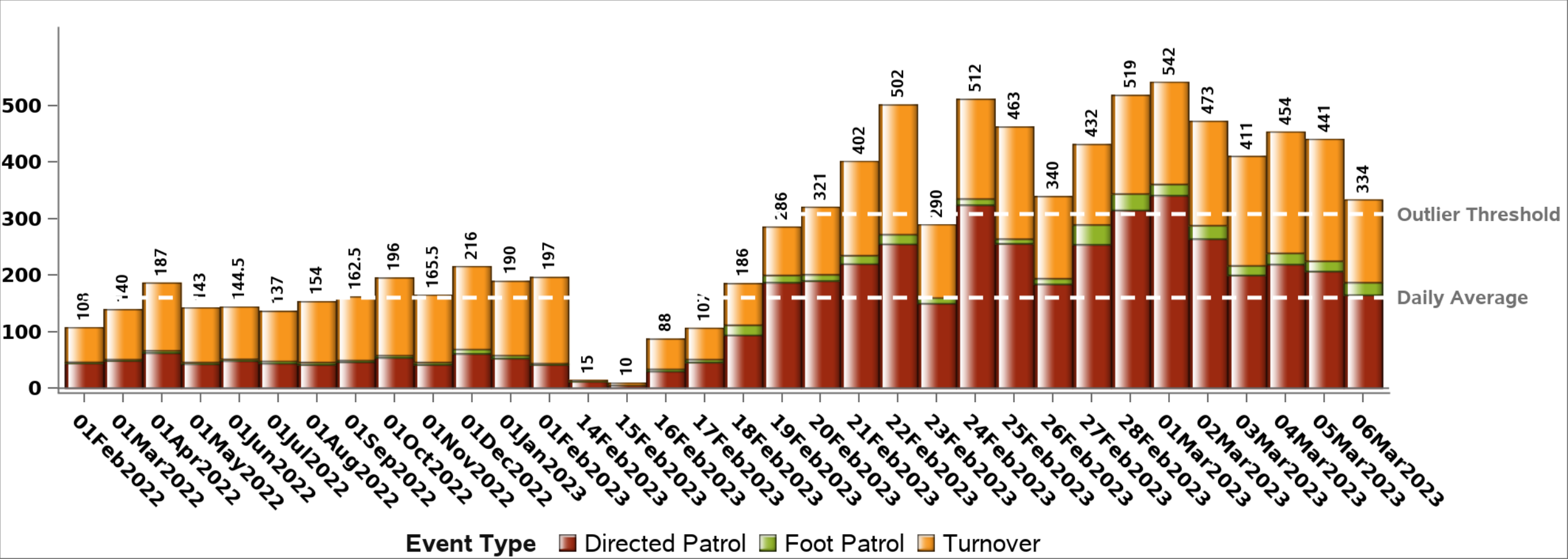


# Cyclone Gabrielle: to 2359 hrs 6 March 2023

The number of reports of Public Order incidents in Eastern District each day from 14 Feb 2023, compared to the daily average for the preceding 12 months



The number of reports of Directed Patrols, Foot Patrols & Routine Traffic Stops in Eastern District each day from 14 Feb 2023, compared to the daily average for the preceding 12 months



Notes:

Directed patrols:

Police units are directed to a particular locality, providing reassurance to businesses and the public in that area

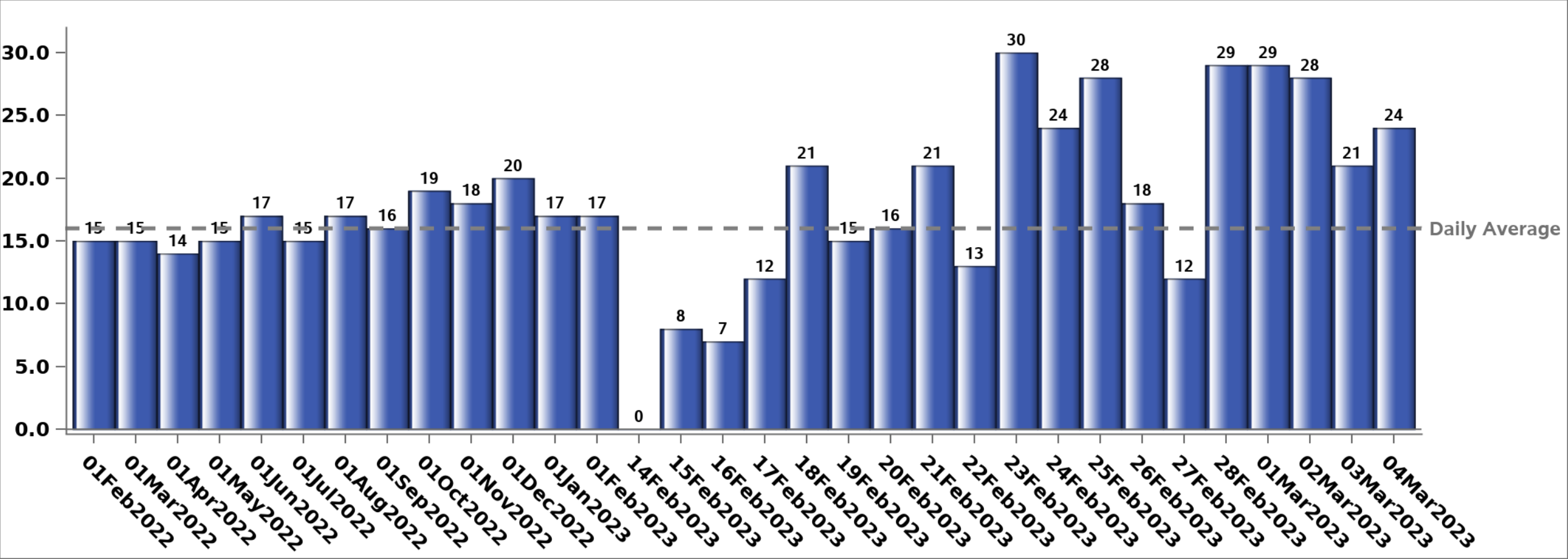
Foot patrols:

Police officers to patrol on foot, providing reassurance to businesses and the public

Turnovers:

Police units making routine stops of vehicles

The number of reports of Arrests in Eastern District each day from 14 Feb 2023, compared to the monthly average for the preceding 12 months



Enforcement action taken by Police in Eastern District each day in February 2023

