

Crime Statistics

year end 30 June 2001

“Focus - measurement - results”

Presented by Acting Commissioner

Steve Long

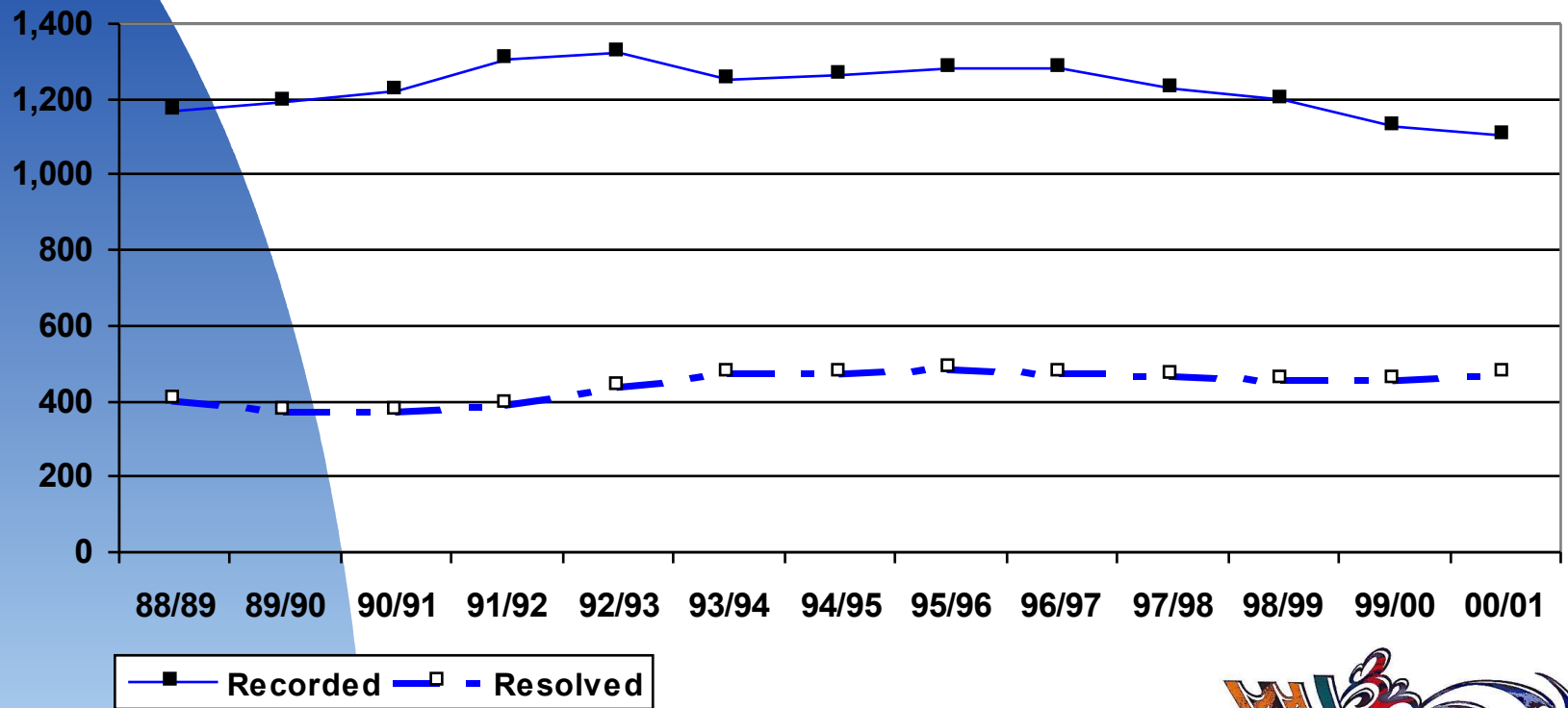


The overall picture:

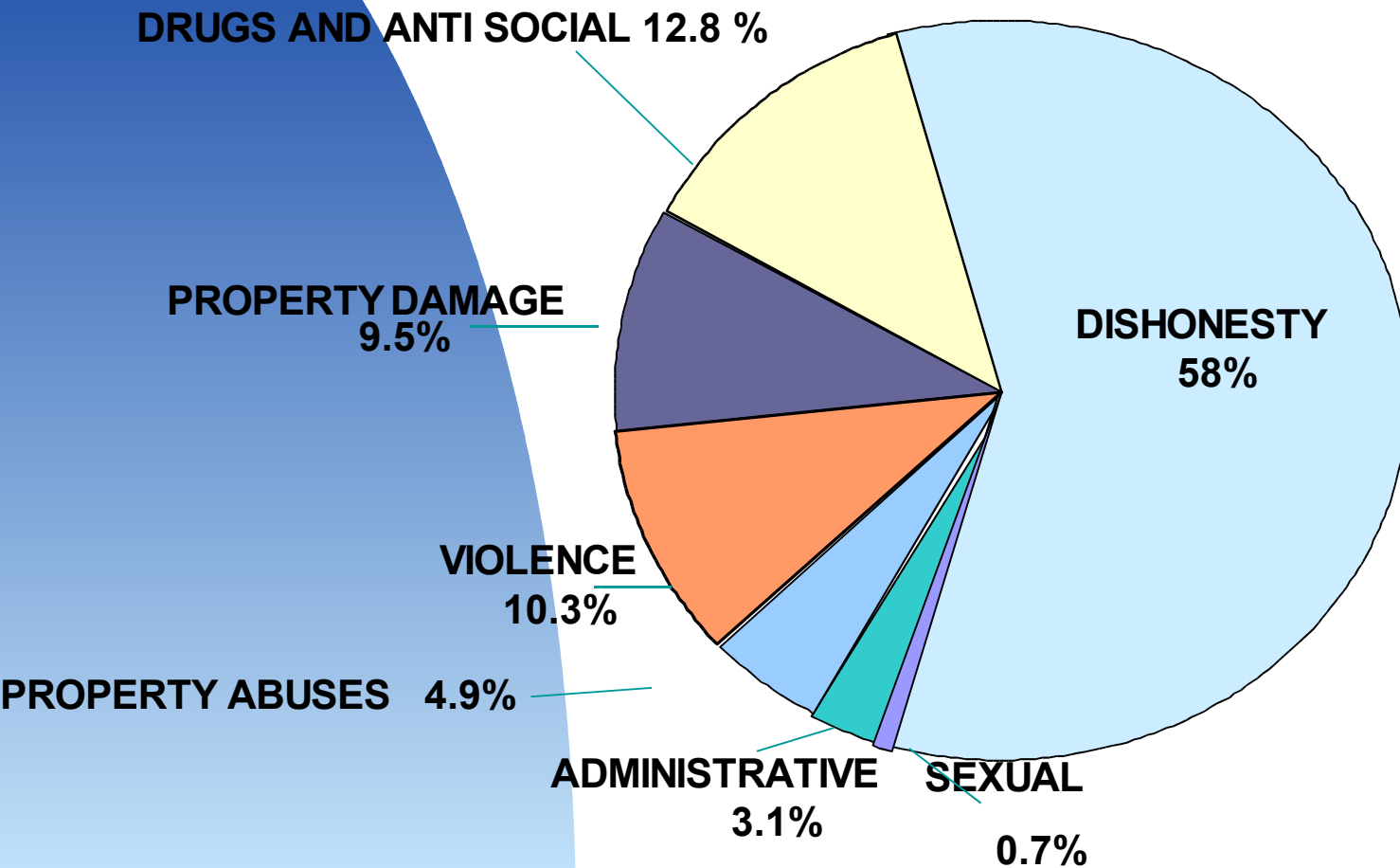
- Total crime down 1.9%
- Resolutions up from 40.4% to 42.9%
- Burglaries down 14.6%
- The road toll is down again (471)
- Violence up 8.6%



Recorded and Resolved Offences per 10,000 Population



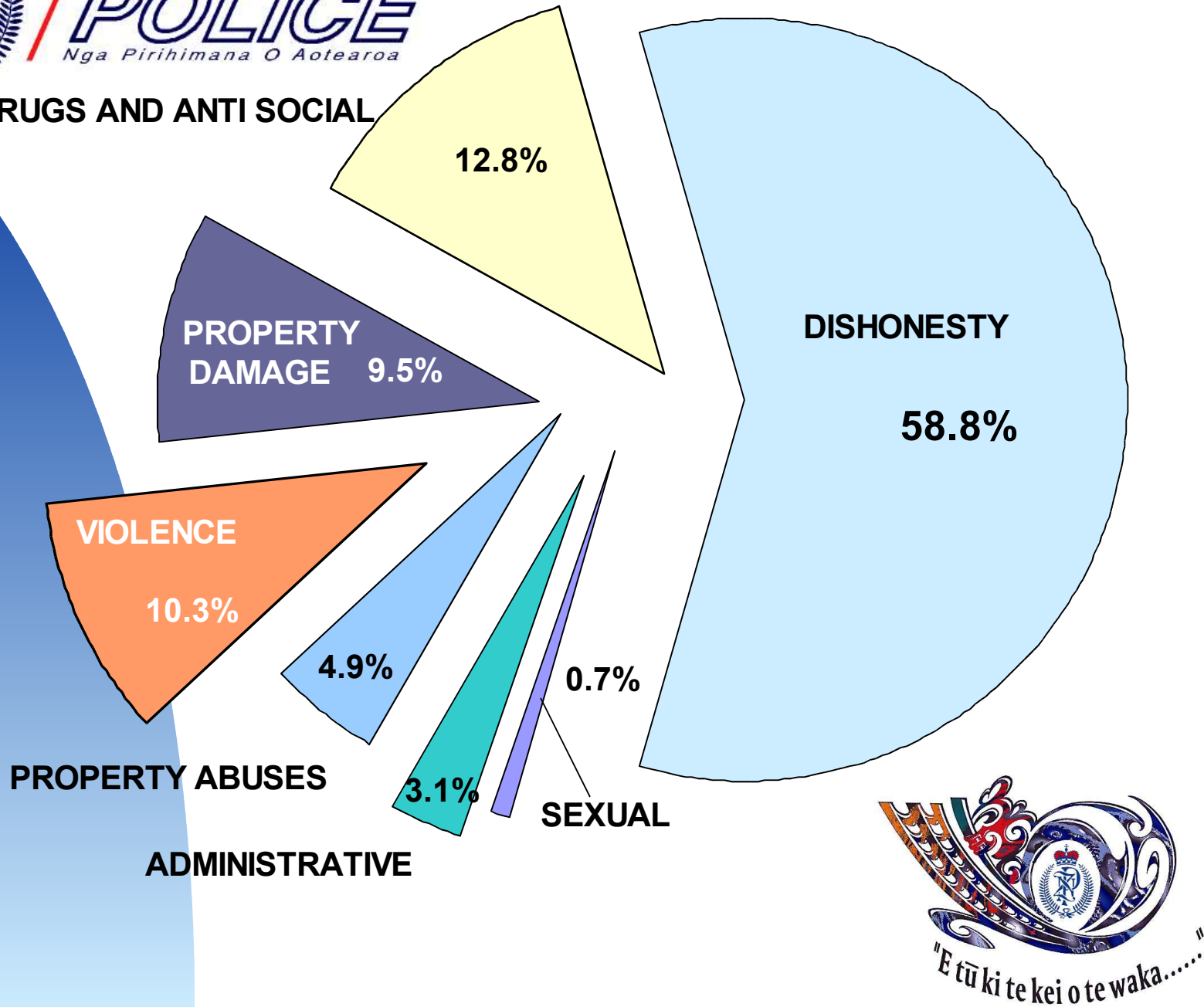
The crime statistical chart





New Zealand
POLICE
Nga Pirihimana O Aotearoa

DRUGS AND ANTI SOCIAL



Dishonesty down 5.2%

- *Burglary down 14.6% (from 71,842 to 61,347)*
- *Burglary dwelling down 6,500, a total drop of 12,765 since 98/99*
- *Unlawful taking of vehicles down 14.9% (23,708 to 20,184)*
- *Dishonesty resolutions up from 22% to 23.9%*

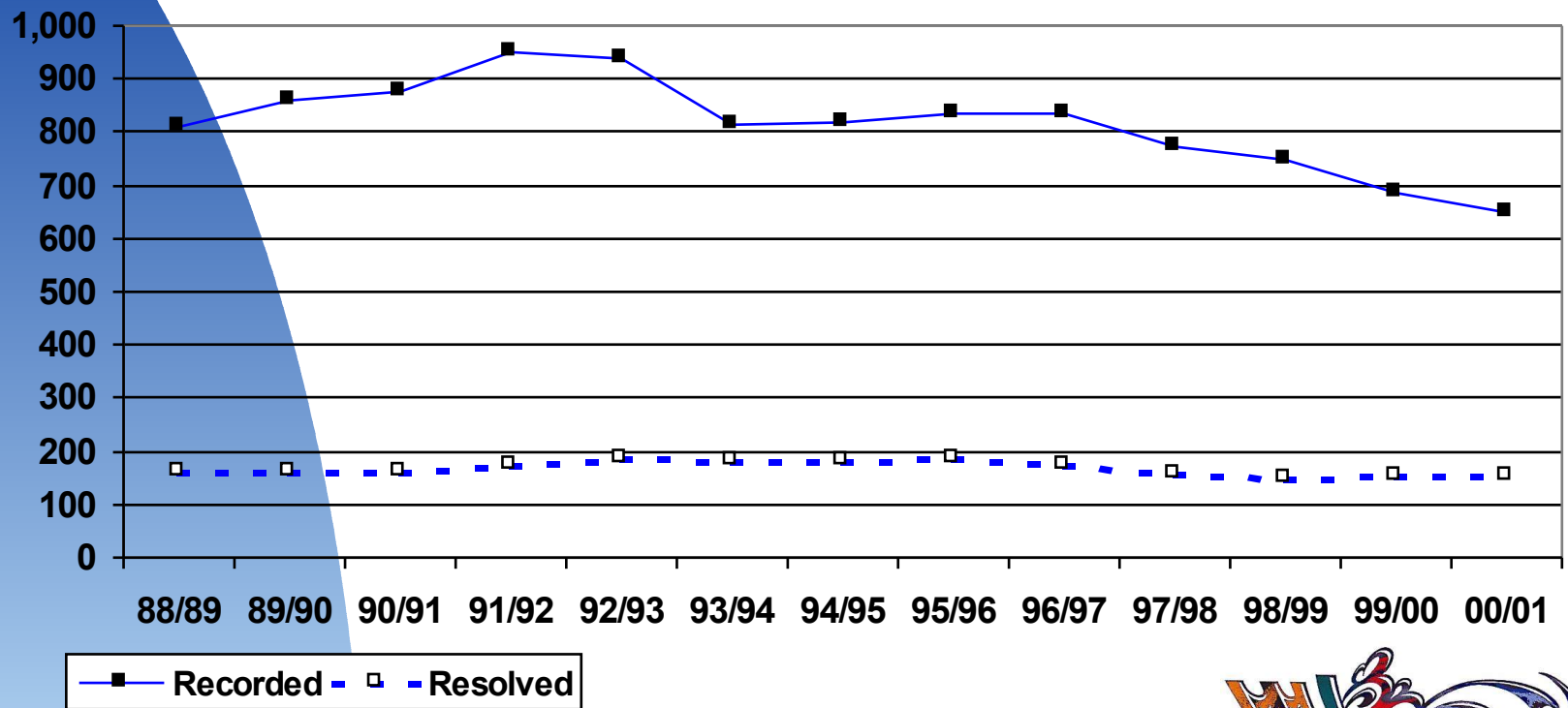
(resolution definition included in media pack)*

DISHONESTY

58.8%



Recorded and Resolved Dishonesty Offences per 10,000 Population



Why the reduction in burglary?

- Focus and hard work
- Youth initiatives
- LET teams
- Safer communities
- Greater security for repeat victims (locks and alarms)
- Neighbourhood support groups
- Security conscious communities
- Greater emphasis on information gathering
- Systematic management of information
- Closer supervision of people on bail

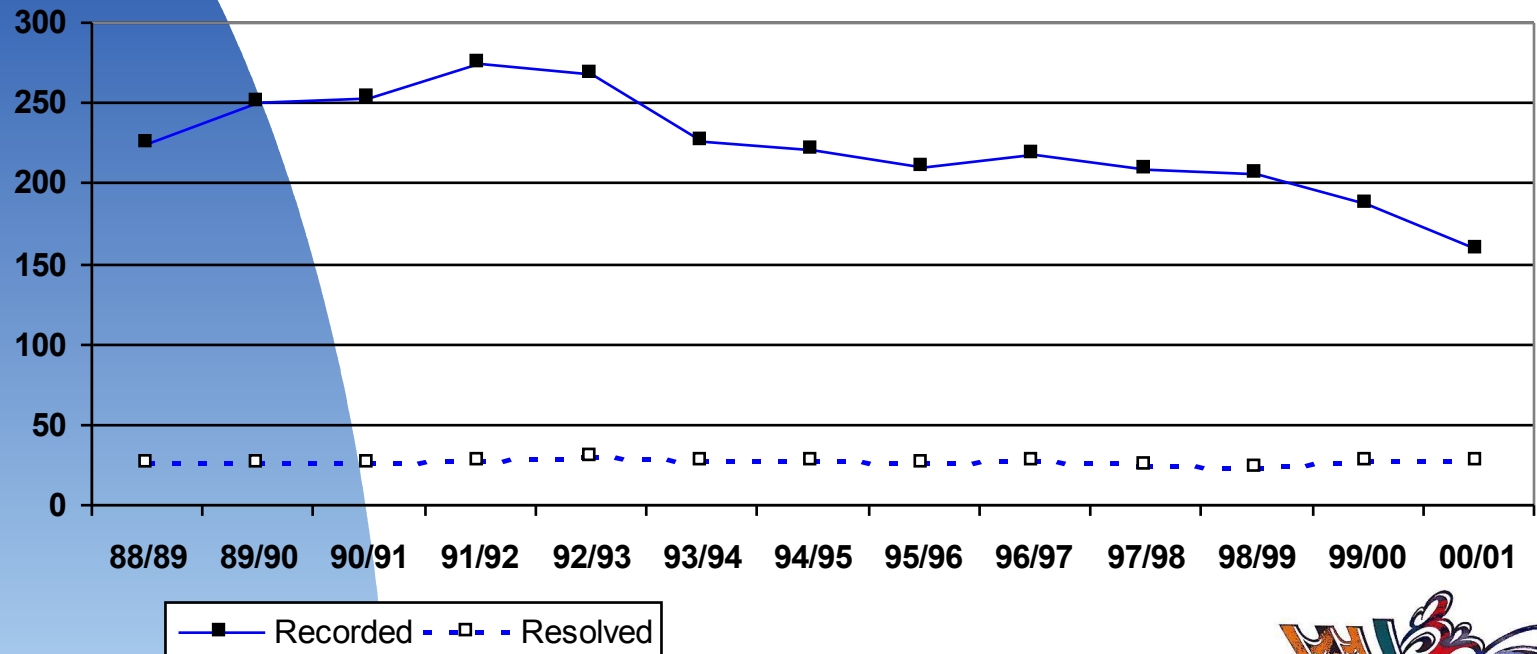
DISHONESTY

58.8%



"E tū ki te kei o te waka....."

Recorded and Resolved Burglary Offences per 10,000 Population



**DRUGS AND
ANTI SOCIAL**

12.8%

Drugs and Antisocial

- Slight increase of 0.9%
- Decrease of 3.5% in *cannabis offences*
- Increase of 6.6% in *non cannabis offences*
- *Liquor offences* down 47.4%
- *Disorder* up 10.3%





New Zealand
POLICE
Nga Pirihimana O Aotearoa

Violence up 8.6%

- **Resolutions up 77.3% to 78.1% (31,003 to 34,009)**
- **Homicide down 6.7% (104 to 97)**
- **Robbery down 0.4% (1,664 to 1,657)**
- **Grievous Assaults up 9.7% (2,641 to 2,897)**
- **Serious Assaults up 6.6% (13,668 to 14,566)**
- **Minor Assaults up 5.5% (13,089 to 13,809)**
- **Other violence including Intimidation and Threats up 17.7% (8,924 to 10,508)**

VIOLENCE

10.3%



"E tū ki te kei o te waka....."

VIOLENCE

10.3%

Our view on increase in violence

- *Proactive Policing 1995 Family Violence Policy*
- *Increased reporting and cellphones*
- *Lower public tolerance*
- *Increase in nightlife*
- *Increase in recreational drugs
-Methamphetamines*
- *Changing social behaviour of young people*



VIOLENCE

10.3%

Ministry of Justice View on increase in Violence

- Greater emphasis by Police on prosecuting people for *street disorder*
- Increase in the likelihood of *public reporting* of violence
- Police *pro-arrest family violence* policy



Traffic Statistics

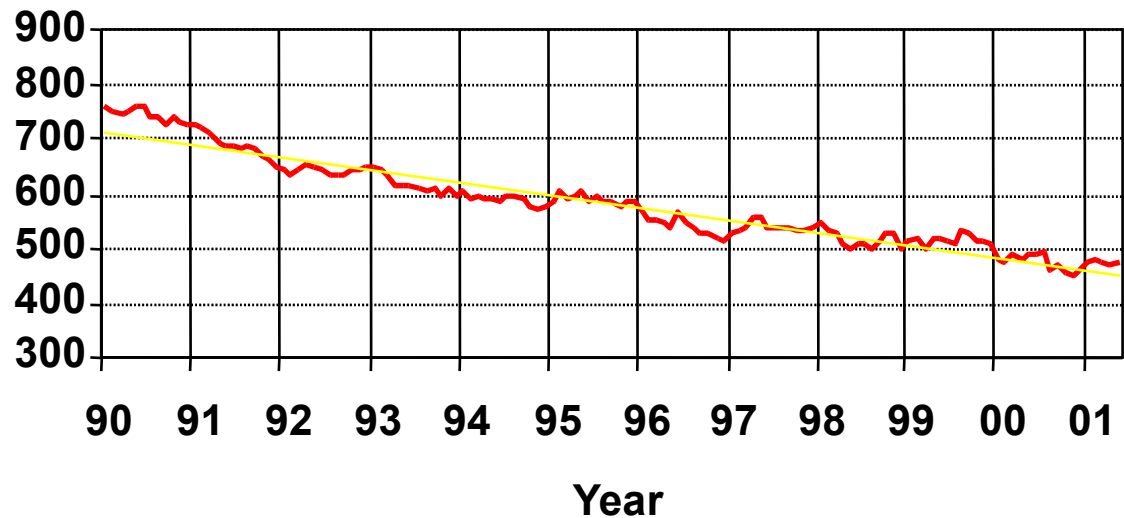
- Not included today because the figures are *still provisional*
- Will be announced later

However

The Road Toll is the lowest in
30 years!!!!!!



Road Deaths for preceding 12 years



Crime Statistics Summary

- Crime down 1.9%
 - Burglary down 14.6%
 - Dishonesty down 5.2%
 - Police resolutions up
- Whilst overall violence has increased*
- Much is due to increased police activity
 - Homicides down
 - The trend in increasing robberies halted
 - The road toll is way down

