

Perceptions of Police



Have full/quite a lot of trust and confidence

78%



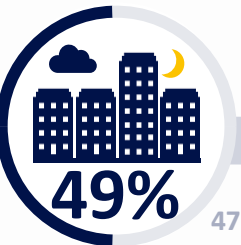
Strongly agree/agree Police are responsive to their community's needs

70%



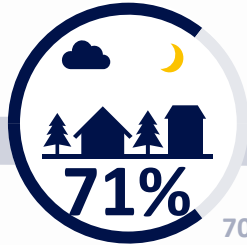
Strongly agree/agree Police are involved in their community

66%



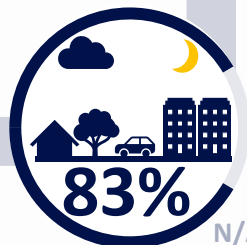
Feel very safe/safe in city/town at night

47%



Feel very safe/safe in neighbourhood after dark

70%

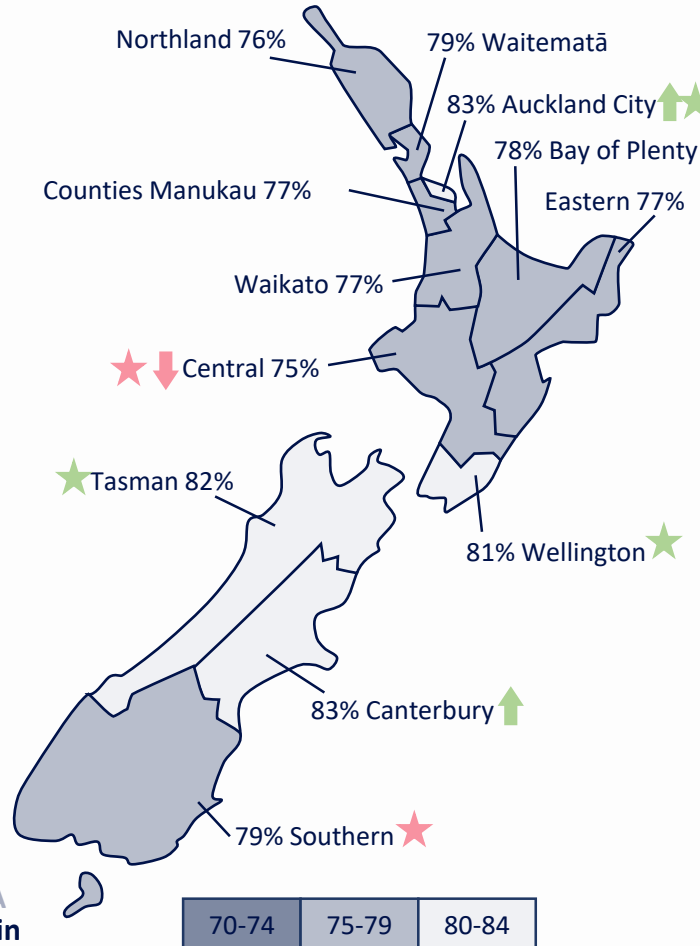


Feel very safe/safe in general

N/A

2018/19 Results

Trust and Confidence by District



70-74

75-79

80-84

Interaction with Police



At roadside



In person (excl. roadside and counter)



By phone 19% Comms 7% Station



Over counter



Were treated fairly



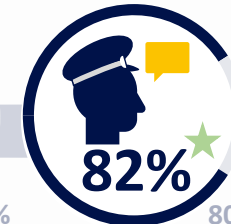
Said staff were competent



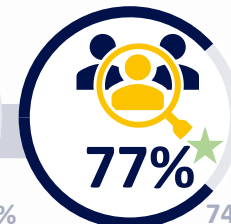
Were satisfied



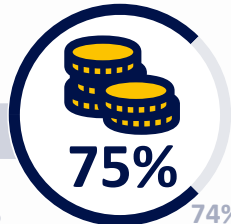
Met/exceeded expectations



Said staff did what they said



Circumstances taken into account



Good value for tax dollars