

*DRAFT*

# *Public & FAL Holders Baseline Survey Results*

## *Baseline Survey*

April 2022



# Summary

## Respondents and Results

The public and firearms licence (FAL) holder cohorts received the same questions, including additional questions to understand the demographic representation of each group. Targeting ensured that the public cohort responses, including a small number of FAL holders, represents the views of the New Zealand public. This meant that only members of the public with internet access were able to provide their views.

The FAL holder cohort had higher representation of 30 to 60 year-olds, males, New Zealand European and South Islanders, which was not surprising.

### Trust and Confidence

Respondents were asked to rate their level of trust and confidence in relation to the following set of statements:

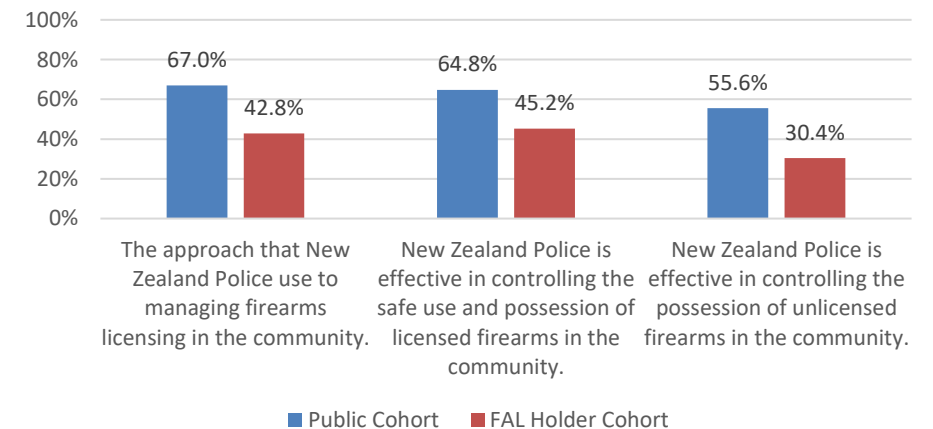
- The approach that New Zealand Police use to managing firearms licensing in the community.
- New Zealand Police is effective in controlling the safe use and possession of licensed firearms in the community.
- New Zealand Police is effective in controlling the possession of unlicensed firearms in the community.

The trust and confidence Likert scale was weighted as:

1 = No trust or confidence, 2 = Not much trust or confidence, 3 = Some trust and confidence, 4 = Quite a lot of trust and confidence, 5 = Full trust and confidence

Public trust and confidence ratings are higher than the FAL cohort.

Percentage of trust and confidence ratings  
(derived from weighted averages)



# ***Introduction***

## ***Firearm baseline survey in public and firearms licence holders confidence in Firearms licencing***

- ▶ On 28 March 2022, the firearms baseline survey was deployed to 1,000 public and 1,700~ recently renewed or approved firearms licence holders (FAL).
- ▶ The baseline survey sets a performance measure of public trust and confidence in the firearms licencing controls and was a result of recommendation 22b of the of the Royal Commission of inquiry into the terrorist attack on Christchurch masjidain.
- ▶ The survey will repeat twice following the delivery of the Arms Transformation Programme (Sept 2023 & Sept 2024).
- ▶ The list of FAL holders was targeted to renewed and brand new licence holders who had been approved between 1 January and 28 February 2022. This was to ascertain a measure of the current system experience. The group included a larger than normal number of pest control endorsement applicants.
- ▶ The FAL holder cohort were sent the survey via email from the newly created [firearms.surveys@police.govt.nz](mailto:firearms.surveys@police.govt.nz)

### **Recommendation 22b**

**Direct** New Zealand Police (or other relevant entity) to introduce performance indicators that focus on the effective implementation of the firearms licensing system. Key indicators should include:

- b)** public confidence in the firearms licensing system is increased (as measured by New Zealand Police citizens' satisfaction survey reports or similar mechanism).

***DRAFT***

## ***Public Audience criteria***

The public audience was sourced through Survey Monkey Collector.

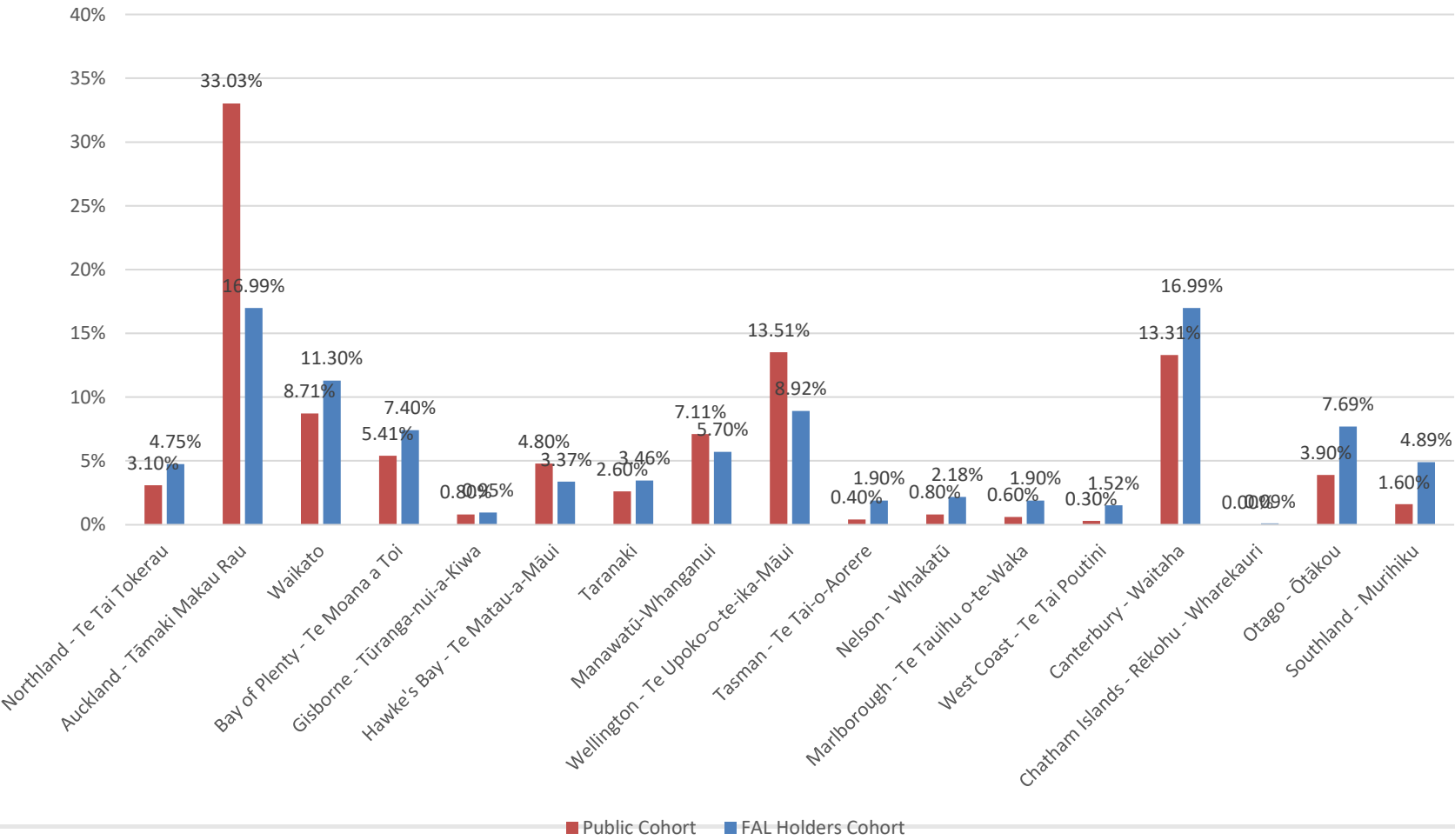
To gain a good representation across the population, and with less than 3% margin of error, the following was selected in the audience finder tool:

- 1,000 New Zealand based residents
- Gender was split 50/50
- Age ranges has been set to evenly find respondents between 18 and 90 years old.
- Population spread was set to gather 80% North Island and 20% South Island\*

\*Note that 1) though the actual population split is 77% to 23% but Survey Monkey did not have enough data to change the split, and 2) though there are more licence holders in the South Island, this cohort was directed to general public so should be based on general populace statistics.

# Geographic spread of respondents

What region are you based in?



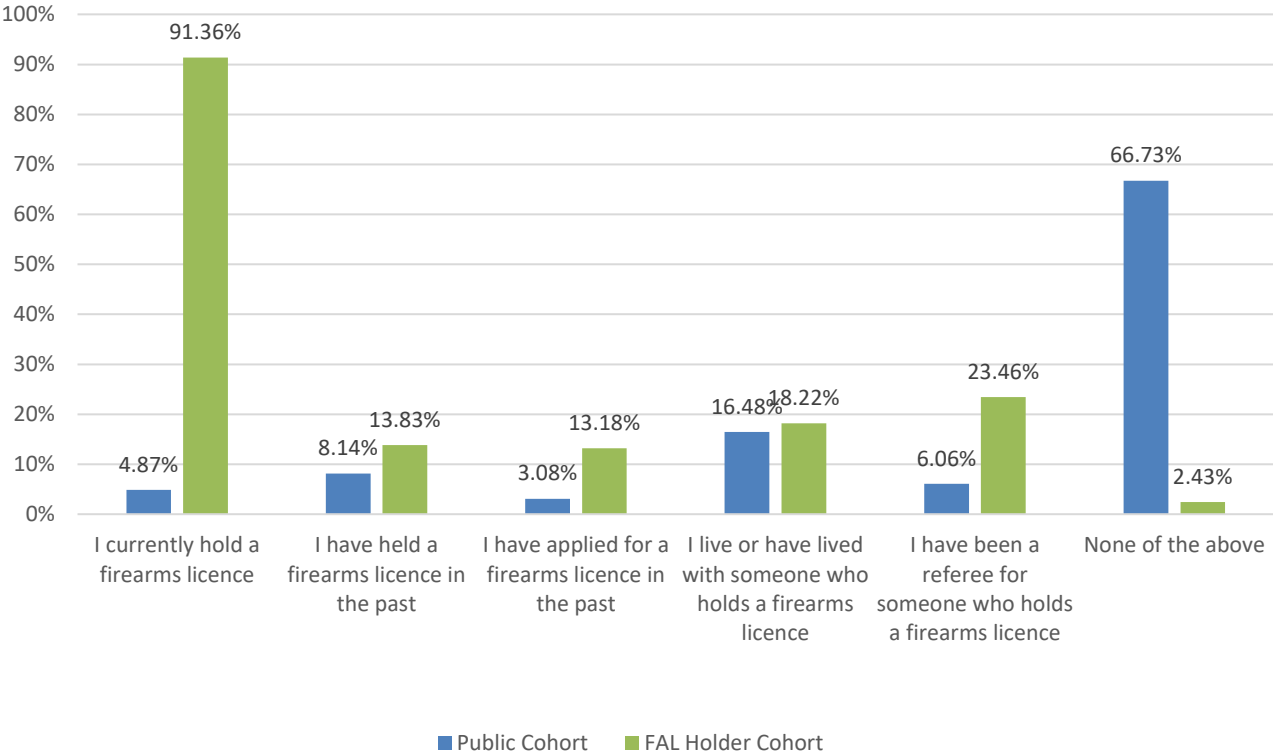
	Public Cohort	FAL Holder Cohort
North Island	81%	63%
South Island	19%	37%

The general population split between North and South Island is reported by Statistics NZ as 77% North Island to 23% South Island but Survey Monkey Collector did not have enough data to change the split, so that was set at 80% to 20%.

Overall there are more firearms licence holders in the South Island, compared to the general public. This is due to the nature of the land (e.g. greater opportunities to hunt and larger farming regions).

# Experience with firearms licensing

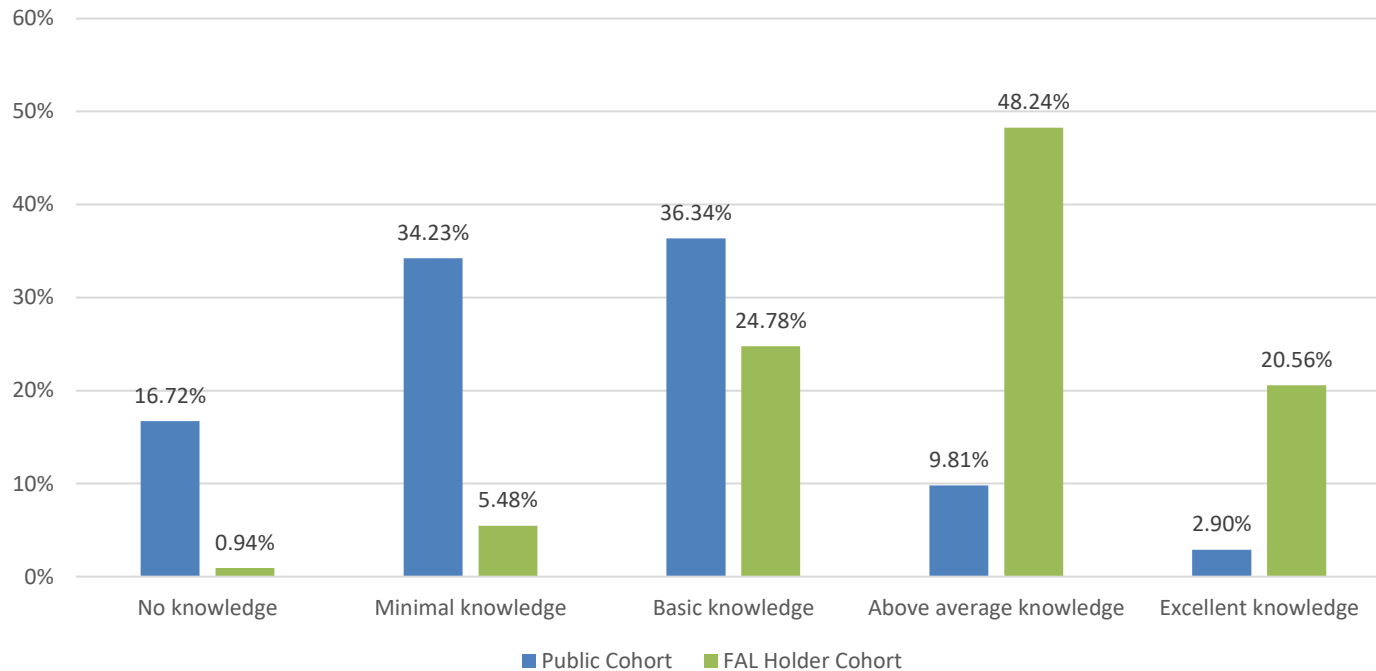
Please tick the following if they apply to you



Answer Choices	Public Cohort		FAL Holder Cohort	
I currently hold a firearms licence	4.87%	49	91.36%	1955
I have held a firearms licence in the past	8.14%	82	13.83%	296
I have applied for a firearms licence in the past	3.08%	31	13.18%	282
I live or have lived with someone who holds a firearms licence	16.48%	166	18.22%	390
I have been a referee for someone who holds a firearms licence	6.06%	61	23.46%	502
None of the above	66.73%	672	2.43%	52
	Answered	1007	Answered	2140

# Knowledge of the licensing system

Rate your level of knowledge of New Zealand Police's approach to firearms licensing in New Zealand



Respondents were asked to rate their knowledge of New Zealand firearms licensing.

Only 16.72% of the public have no knowledge, and that 49.05% have at least a basic level of knowledge.

There is an assumption that a communications strategy to increase public awareness in programme deliverables will increase knowledge, and therefore result in a positive effect on public trust and confidence.

If future cohorts do not have this level of at least basic knowledge, it may result in a lower rate of confidence.

The FAL cohort should have at least a minimal knowledge of the system, so the 0.94% should be taken as erroneous responses, or the survey link being completed by non-licence holders.

# Trust and confidence

Respondents were asked to rate their level of trust and confidence in relation to a set of statements (see lower axis).

The trust and confidence Likert scale was weighted as:

1 = No trust or confidence, 2 = Not much trust or confidence, 3 = Some trust and confidence, 4 = Quite a lot of trust and confidence, 5 = Full trust and confidence

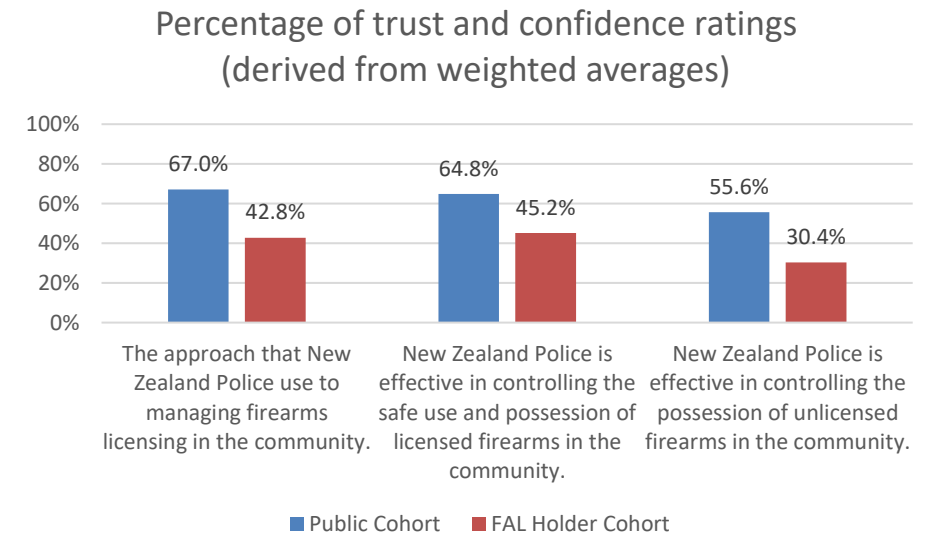
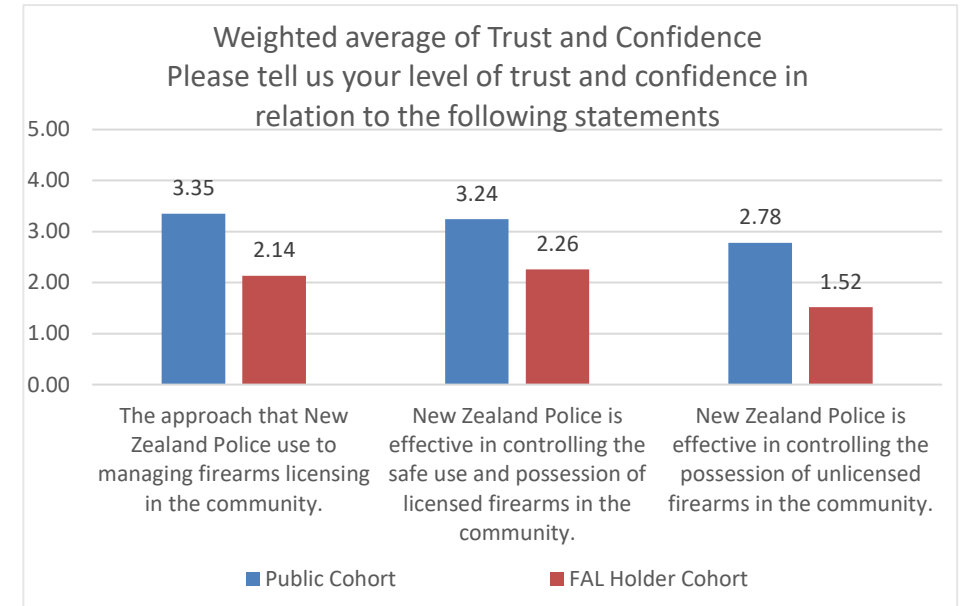
Public trust and confidence ratings are higher than the FAL cohort. On review of the discussion in the Firearms Forum where the survey link was shared, and responses emailed to the [firearms.surveys@police.govt.nz](mailto:firearms.surveys@police.govt.nz), some FAL holders feel that Police treat licence holders as criminals and do not do enough to stop illegal activity. Note the release of the public consultation on Clubs and Range draft regulations and the 21-day anti-mandate protest at Parliament (and subsequent shutdown) may have also affected responses.

As at March 2022, public confidence ratings as percentages derived from weighted averages:

- The approach that NZP use to manage firearms licencing in the community: **67%**
- NZP is effective in controlling the safe use and possession of licenced firearms in the community: **64.8%**
- NZP is effective in controlling the possession of unlicensed firearms in the community: **55.6%**

As at March 2022, FAL cohort confidence ratings as percentages derived from derived from weighted averages:

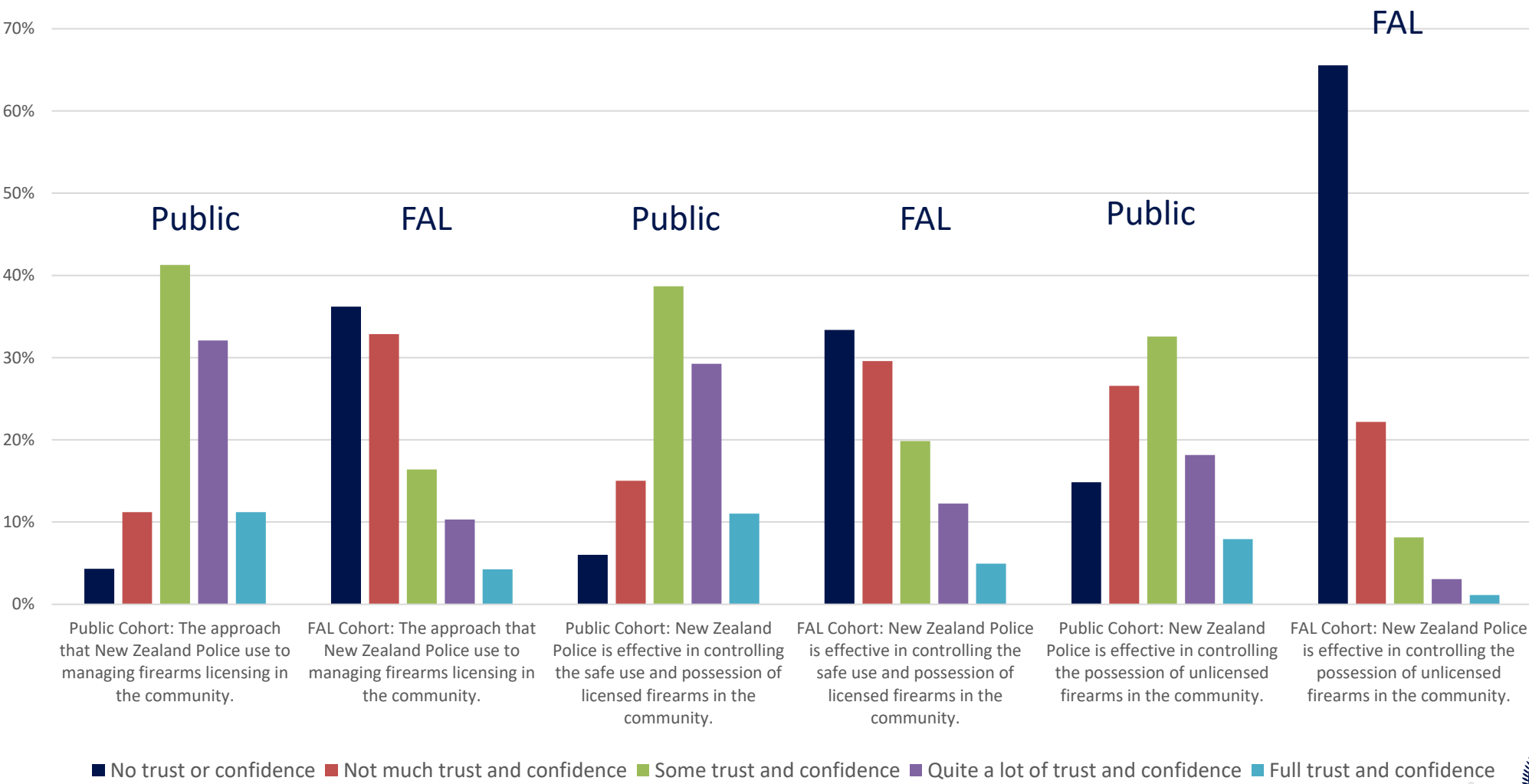
- The approach that NZP use to manage firearms licencing in the community: **42.8%**
- NZP is effective in controlling the safe use and possession of licenced firearms in the community: **45.2%**
- NZP is effective in controlling the possession of unlicensed firearms in the community: **30.4%**





# Trust and confidence

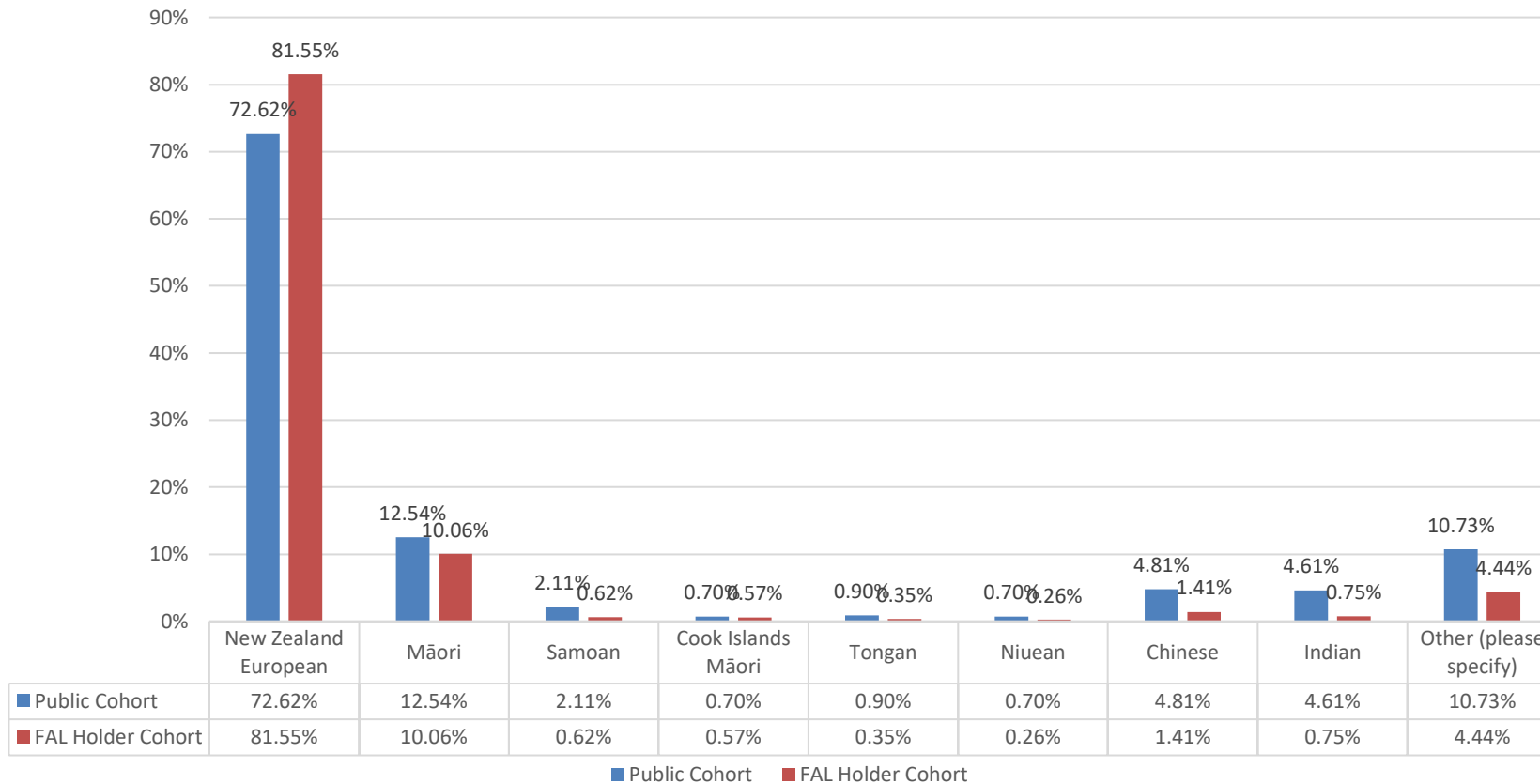
Please tell us your level of trust and confidence in relation to the following statements.



The breakdown of the responses show an inverse level of trust and confidence in how public responded compared to firearms licence holders. In particular, in the statement that Police is effective in controlling the possession of unlicensed firearms in the community, FAL holders rated this extremely low compared to public.

# Demographics

Which ethnic group or groups do you identify with? (tick all that apply)



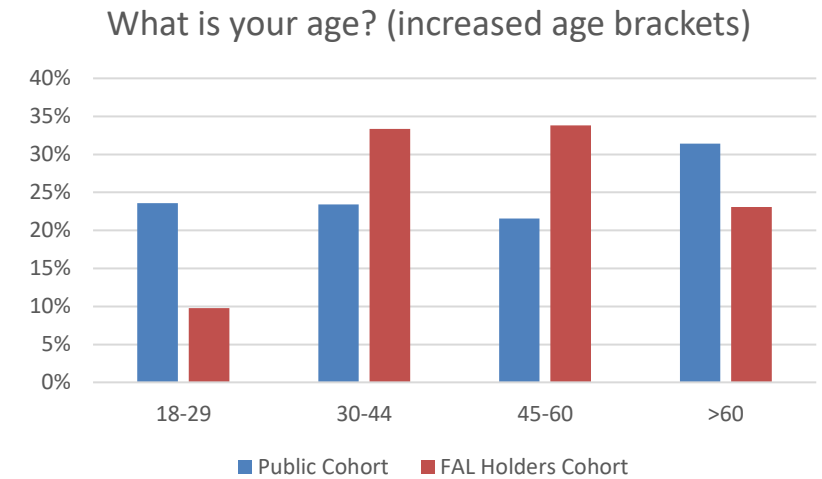
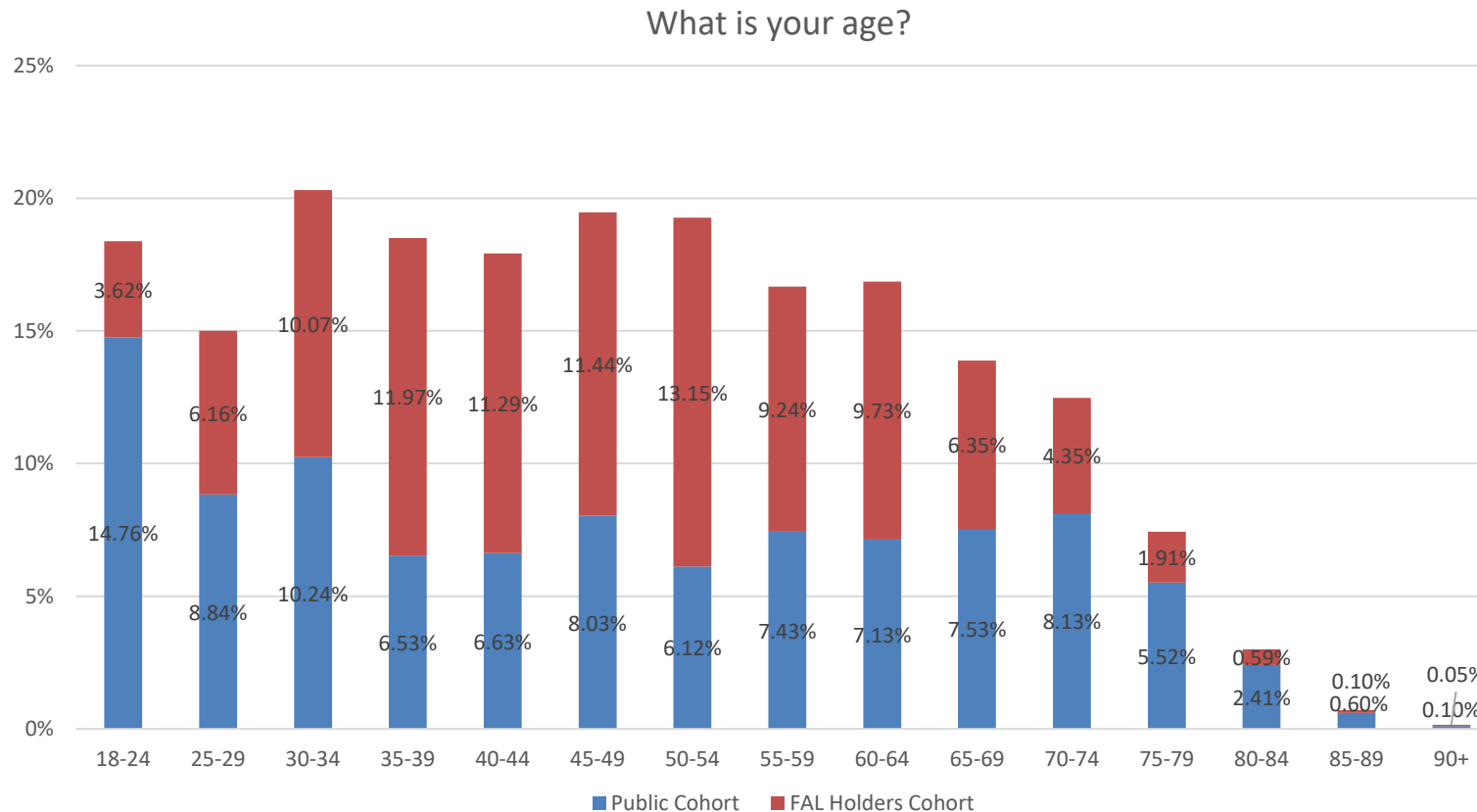
The Public cohort sourced through Survey Monkey Collector has a more even representation of gender, age, and location. This was requested through the set up process to ensure the results capture the general population of New Zealand.

Firearms licence holders represent higher than average numbers of males, South Islanders, and New Zealand Europeans.

The licence holder cohort under represent females, other genders, and people that identify as Samoan, Tongan, Niuean, Chinese and Indian.

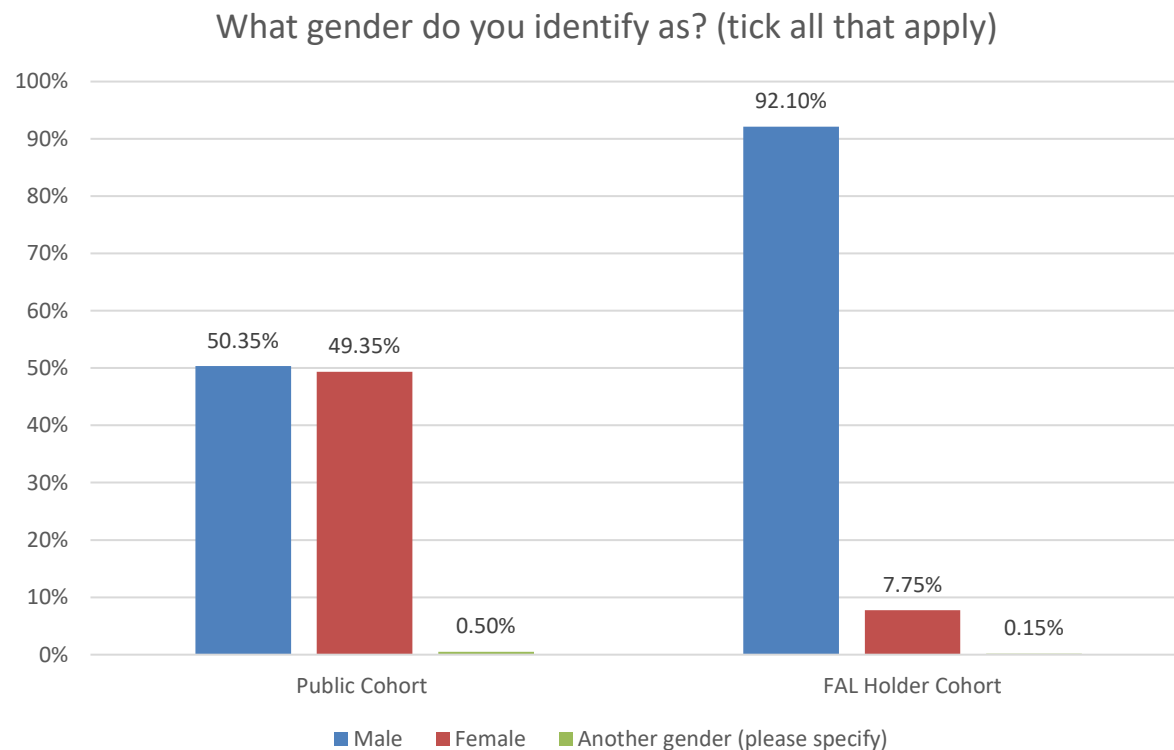
Though initially the FAL cohort appeared to have a higher rate of respondents that identify as 'Other ethnicity' and "Another gender (please specify)", the bulk of the individual responses were not legitimate (e.g. Bread Monster, Horse). The data shown has been updated to reflect what is considered a legitimate response.

# Age range



The Public cohort sourced through Survey Monkey Collector has a more even representation of age bands, which was part of the settings and also indicative of the general population, compared to our FAL holders.

# Gender identity



The Public Cohort through Survey Monkey was set to collect a 50/50 balance of gender.

All respondents could choose to skip the demographic questions. Some FAL respondents used the field to question why we were asking for this information. This was covered in the introductory section.

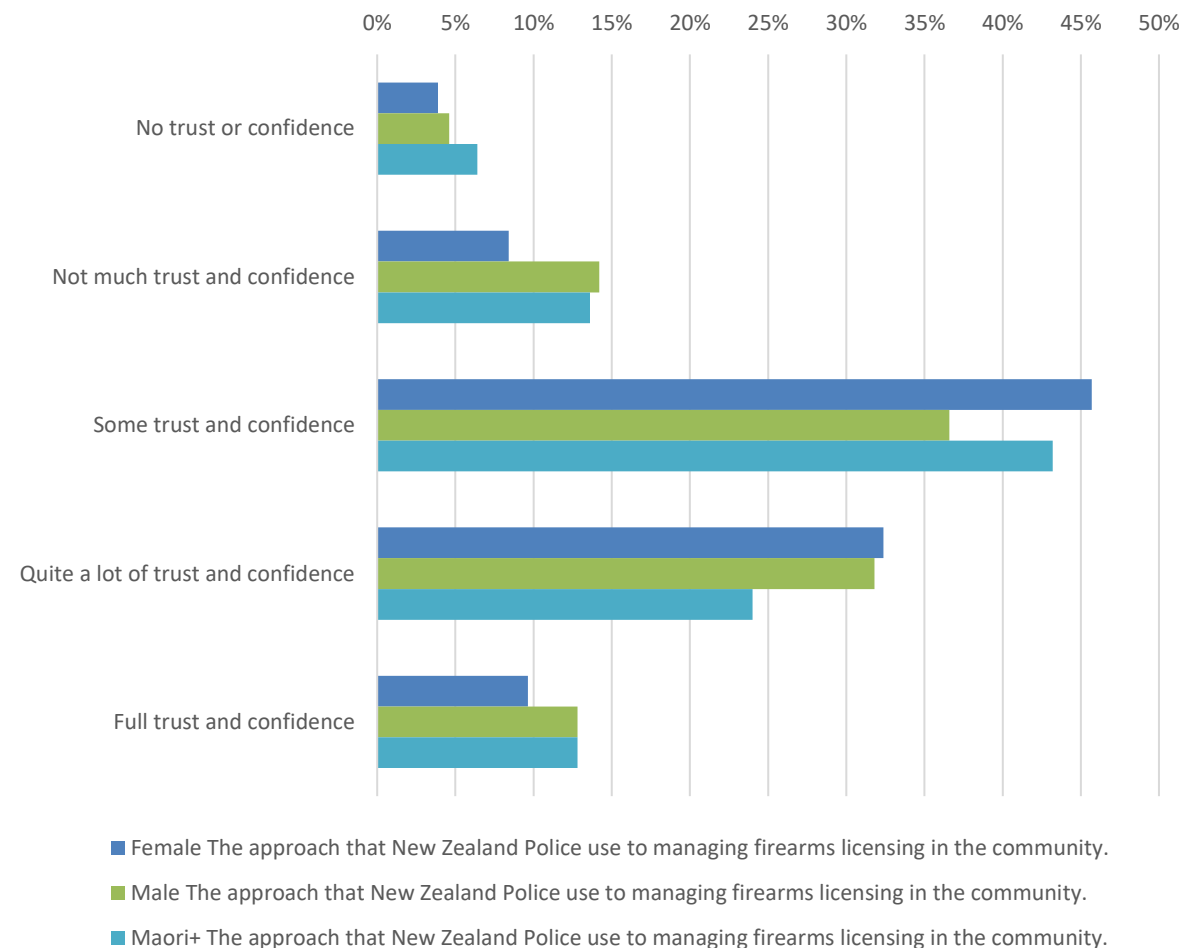
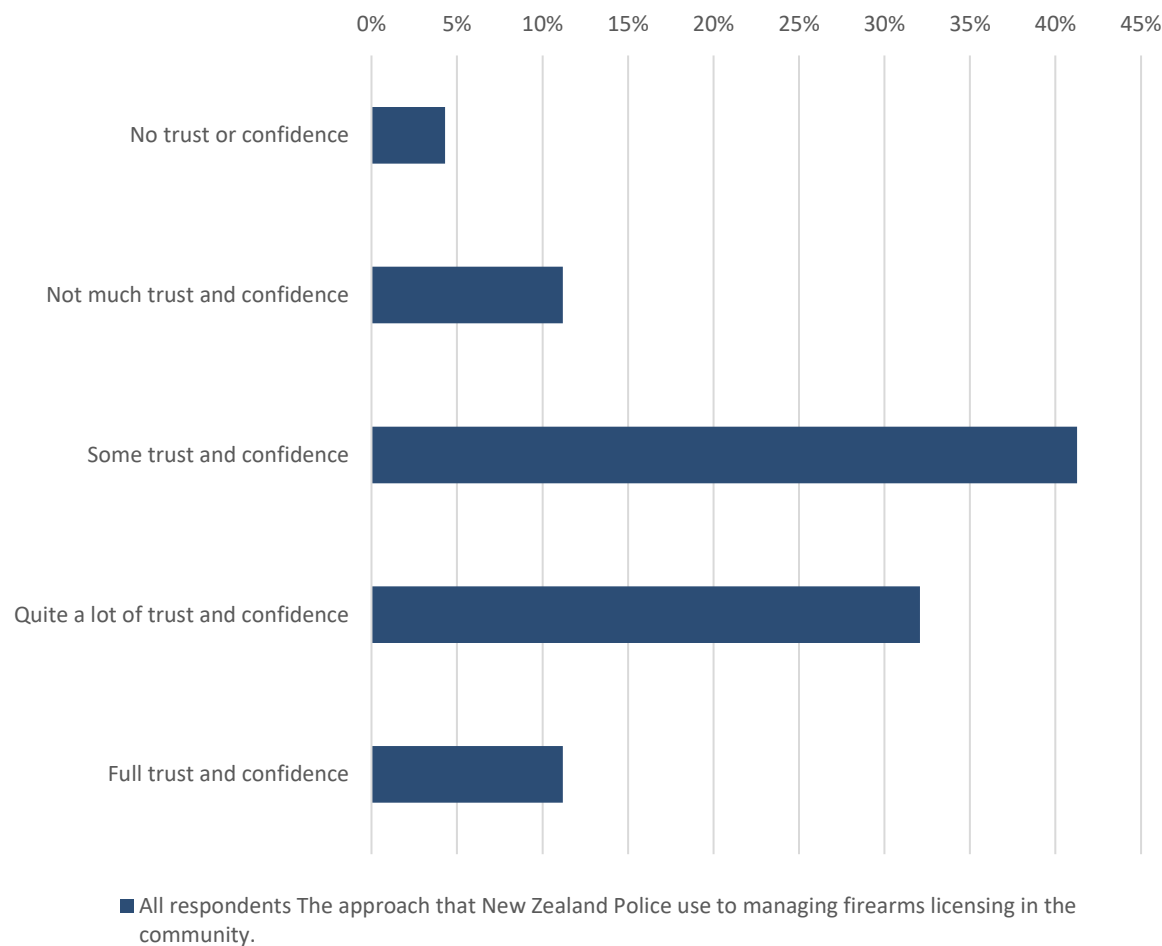
Though the FAL Holder Cohort appeared to have a more diverse representation of “Another gender” (24 = 1.18%), the individual responses showed that most respondents who selected “Another gender” used the specify open text field to comment rather than self-identify. On analysis of the individual responses, only 3 FAL respondents provided legitimate data, so the figures has been adjusted from 1.18% to 0.15%.

# ***Appendix***

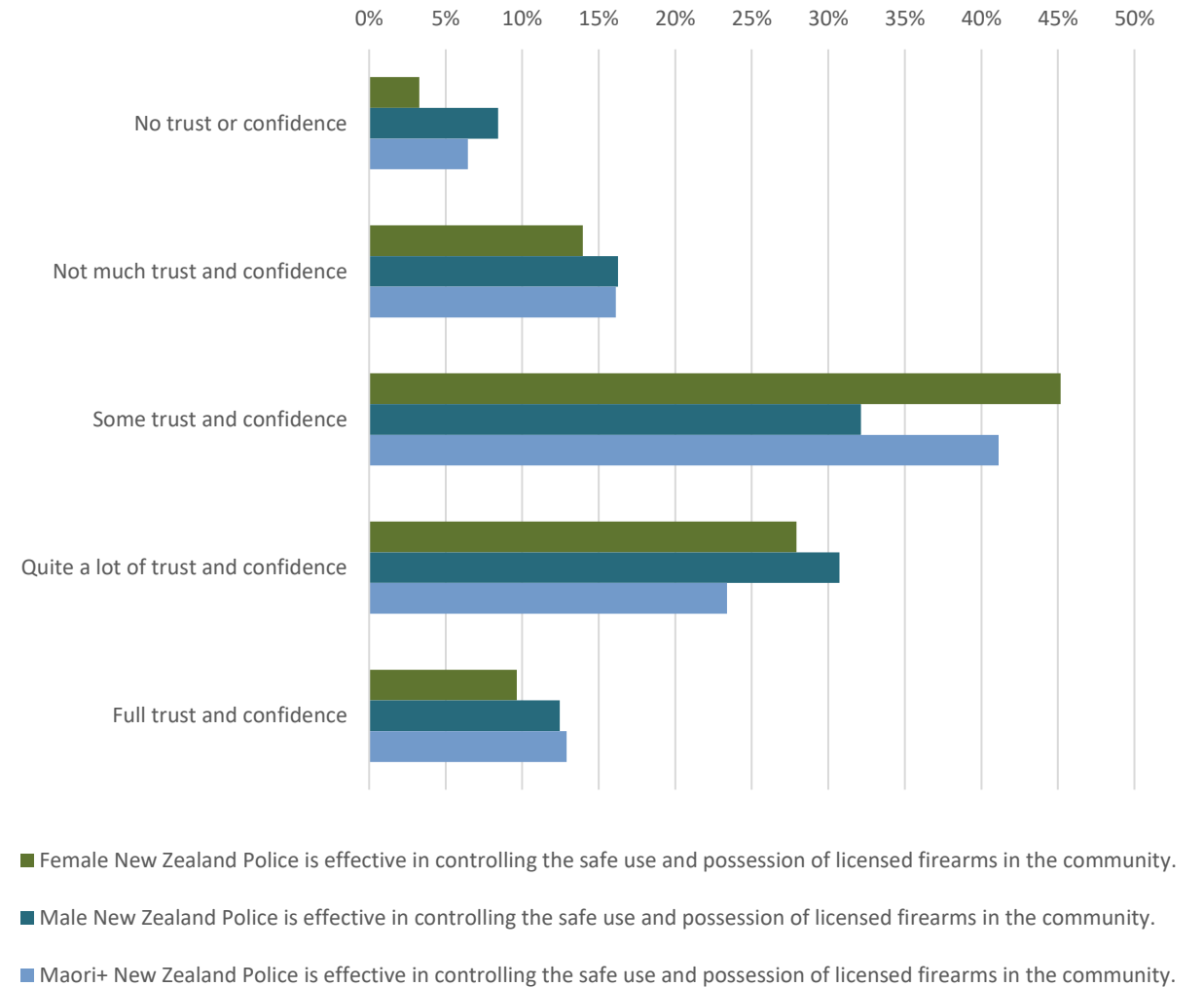
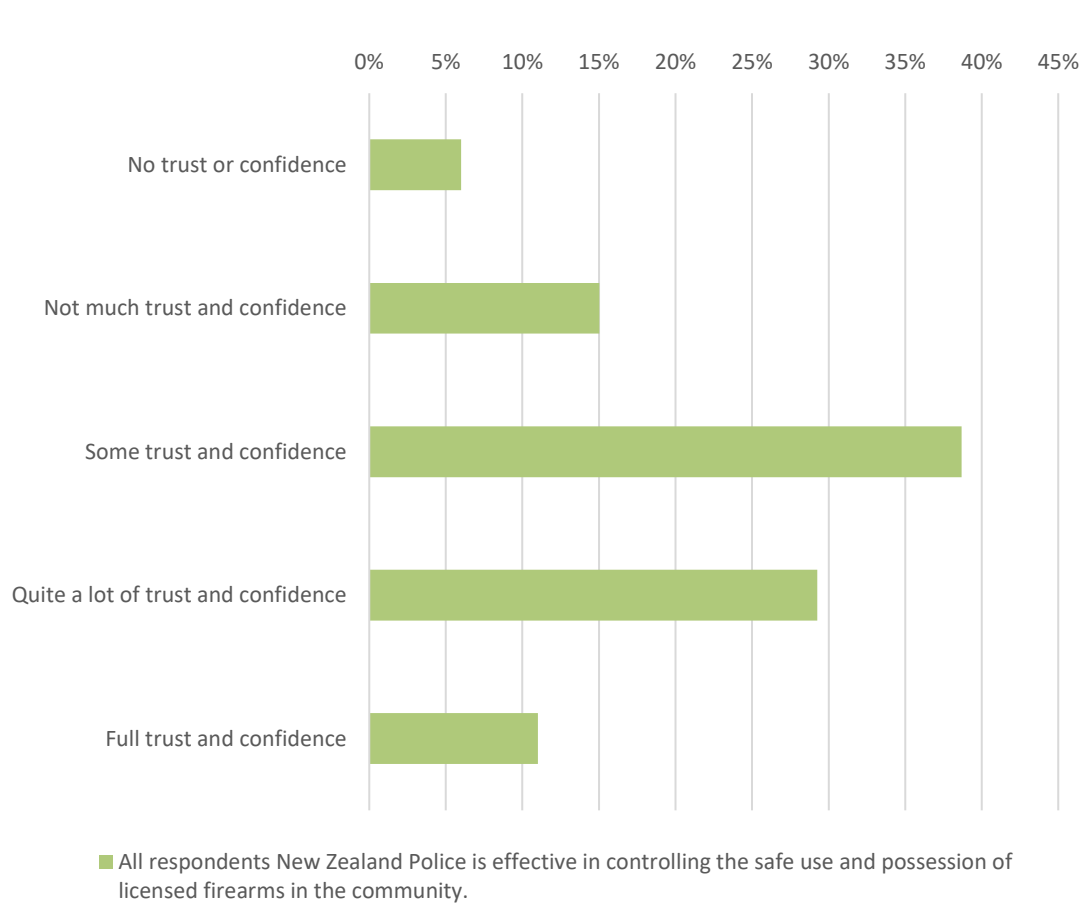
The following slides show further breakdown of the general public cohort that show differences between male/female gender and Māori. This has been included in the Appendix as there was no significant difference noted in the responses, but this should be revisited in future survey results to identify if this changes.

An additional slide shows the different devices that the public cohort used to complete the survey sent to them via Survey Monkey. This detail may be helpful for the design of future surveys and to understand digital trends, but note this may be different to the firearms community cohort.

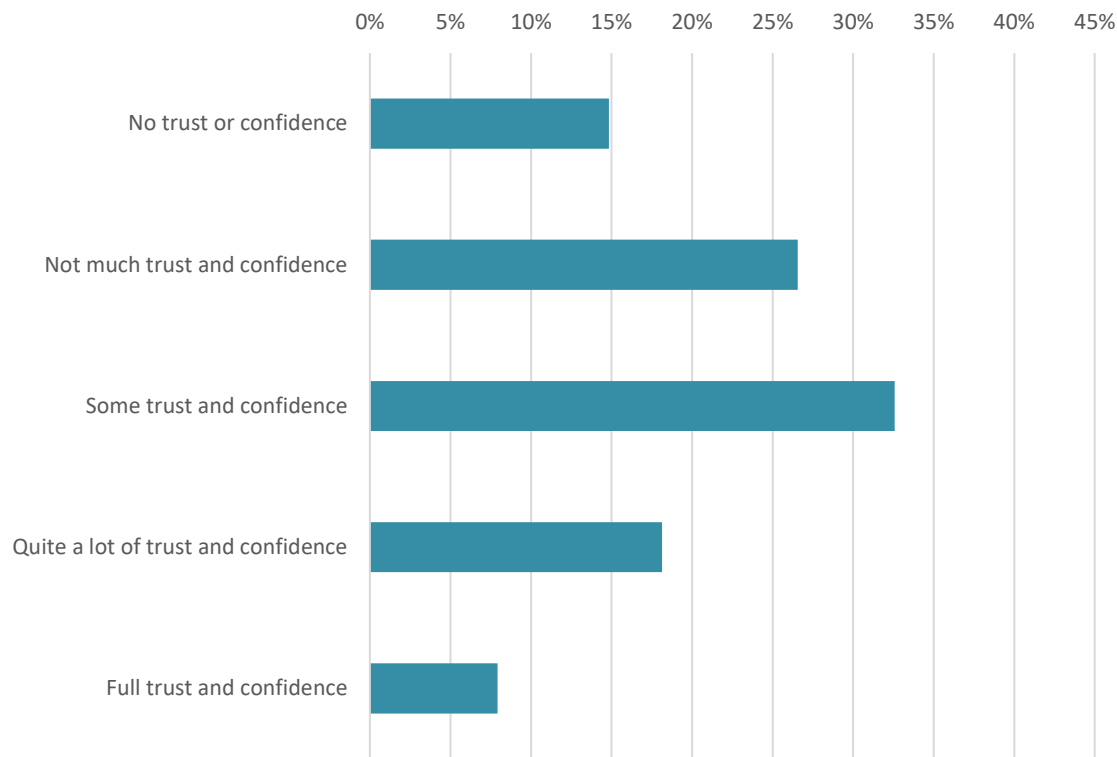
# Public Cohort: Rate your trust and confidence in the approach that New Zealand Police use to managing firearms licensing in the community.



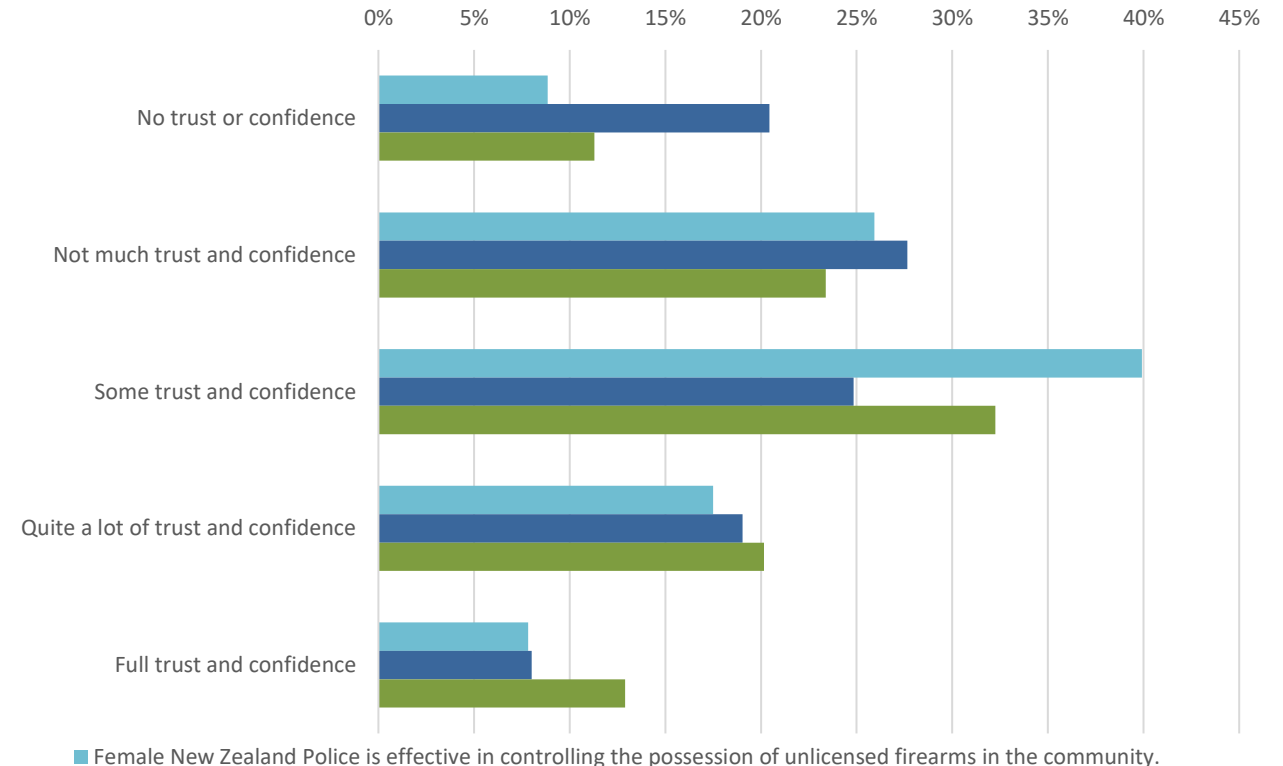
# Public Cohort: Rate your level of trust and confidence in the statement



## ***Public Cohort: New Zealand Police is effective in controlling the possession of unlicensed firearms in the community.***



■ All respondents New Zealand Police is effective in controlling the possession of unlicensed firearms in the community.



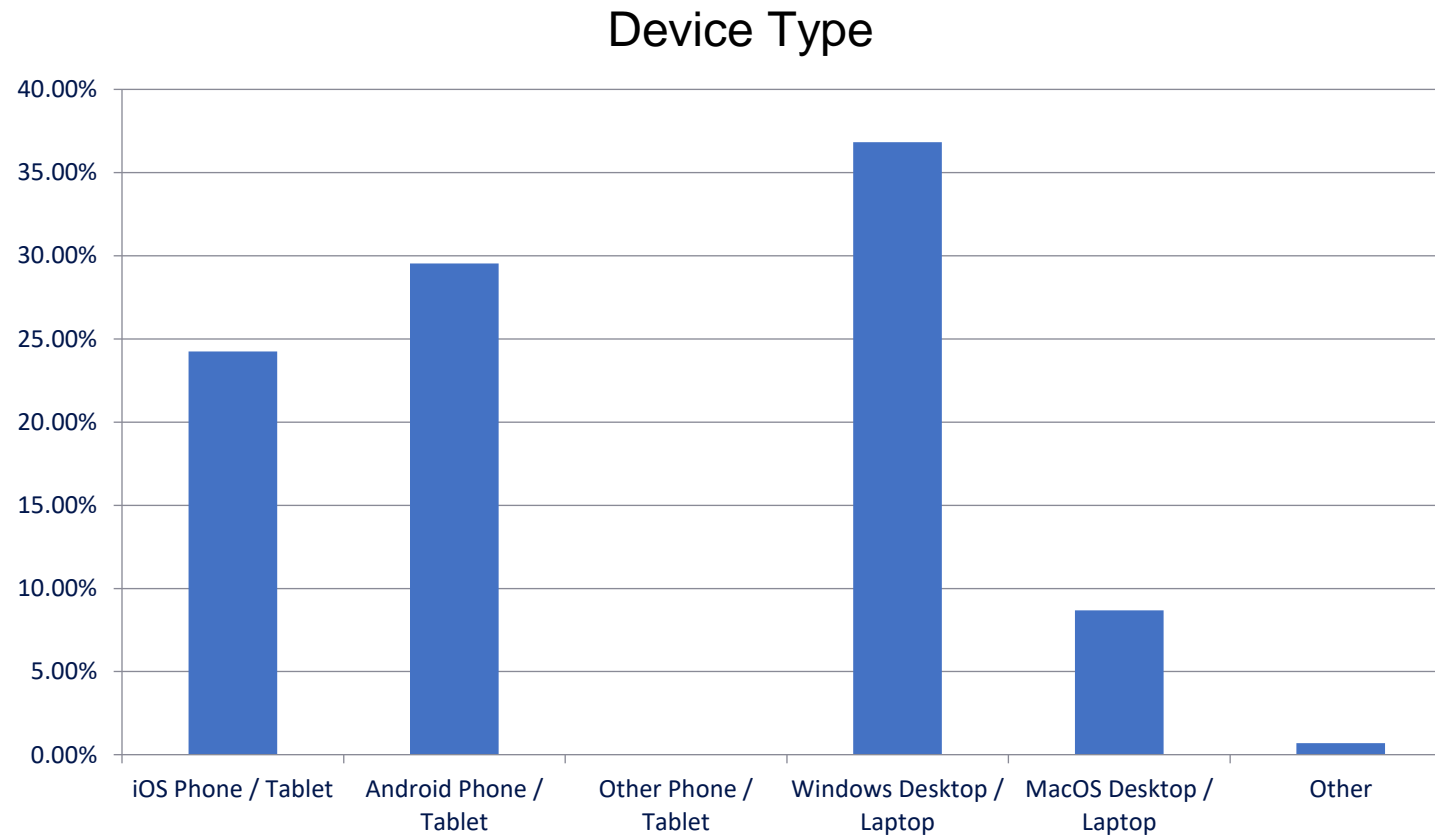
■ Female New Zealand Police is effective in controlling the possession of unlicensed firearms in the community.

■ Male New Zealand Police is effective in controlling the possession of unlicensed firearms in the community.

■ Maori+ New Zealand Police is effective in controlling the possession of unlicensed firearms in the community.



## Public Cohort: device type



This information is only available for the Public Cohort as it was part of the Survey Monkey Collector system detail, and not a survey question.